



QUARTERLY PHYSICAL REPORT OF OPERATION


As of March 31, 2021

Department : Department of Science and Technology (DOST)
 Agency : Philippine Science High School
 Operating Unit : MIMAROPA Region Campus
 Organization Code (UACS) : 19 016 0900015

Particulars	UACS CODE	Physical Target (Budget Year)					Physical Accomplishment (Budget Year)					Variance	Remarks
		1st Quarter	2nd Quarter	3rd Quarter	4th Quarter	Total	1st Quarter	2nd Quarter	3rd Quarter	4th Quarter	Total		
1	2	3	4	5	6	7	8	9	10	11	12	13	14
SCIENCE, TECHNOLOGY, ENGINEERING AND MATHEMATICS	3101000000000000												
OO : Increased competitiveness of Filipinos in Science and Engineering													
Outcome Indicators													
1. Percentage of PSHS graduates pursuing STEM courses		n/a	n/a	n/a	n/a	N/A	N/A						First graduates will be on 2022
2. Percentage of winnings/awards/recognition from the total number of STEM-related international (ASEAN included) competitions participated by the PSHS Scholars						80%	80%	0%					waiting for result
3. Percentile of PSHS students in Math in the US-based Scholastic Aptitude Test (SAT)		n/a	n/a	n/a	n/a	N/A	N/A						
Output Indicators													
1. Number of scholars supported				280		280	216						
2. Cohort survival rate: Percentage of scholars who advance to the succeeding grade level until they complete the 6-year scholarship period				95%		95%	0%						No data yet
3. Percentage of winnings, awards and recognition from total number of national and international competitions participated				90%		90%	0%						No winnings yet
4. Rank of the campuses based on the overall UPCAT scores of the PSHS student-takers				n/a		N/A	N/A						
SCIENCE, TECHNOLOGY, ENGINEERING AND MATHEMATICS	3102000000000000												
OO : Increased competitiveness of Filipinos in Science and Engineering													
Outcome Indicator													
1. Percentage of municipalities with applicants to the National Competitive Examination (NCE)					50%	.05	0%						No data yet
Output Indicators													
1. Number of municipality recipients of promotional activities					30	30	12						
2. Percentage of freshmen who were able to get a General Weighted Average (GWA) of 2.5 or better in the second quarter of the school year					90%	0.9	79.59%						Initial data. 39 out of 49) complete data is still pending due to pending grades status of 4 students

Prepared By:

 MARIGEN F. FRONZA
 AO IV / Budget Officer II
 2021-04-16 14:46:23

In coordination with:

 MERIAM F. FAULAR
 AO V / EAB Chief
 2021-04-16 14:46:23

Approved By:

 EDWARD C. ALBARACIN
 Director III
 2021-04-16 16:25:33