

STATEMENT OF APPROPRIATIONS, ALLOTMENTS, OBLIGATIONS, DISBURSEMENTS AND BALANCES

As at the Quarter Ending March 31, 2021

Department: Department of Science and Technology (DOST)  
 Agency: Philippine Science High School  
 Operating Unit: MIMAROPA Region Campus  
 Organization Code (UACS) : 19 016 0900015  
 Fund Cluster: 01 Regular Agency Fund

	Current Year Appropriations
	Supplemental Appropriations
X	Continuing Appropriations

(e.g. UACS Fund Cluster: 01-Regular Agency Fund, 02-Foreign Assisted Projects Fund, 03-Special Account-Locally Funded/Domestic Grants Fund, and 04-Special Account-Foreign Assisted/Foreign Grants Fund)


Particulars	UACS CODE	Appropriations			Allotments					Current Year Obligations					Current Year Disbursements					Balances			
		Authorized Appropriations	Adjustments (Transfer To/From, Realignment)	Adjusted Appropriations	Allotments Received	Adjustments (Withdrawal, Realignment)	Transfer To	Transfer From	Adjusted Total Allotments	1st Quarter Ending March 31	2nd Quarter Ending June 30	3rd Quarter Ending Sept. 30	4th Quarter Ending Dec. 31	TOTAL	1st Quarter Ending March 31	2nd Quarter Ending June 30	3rd Quarter Ending Sept. 30	4th Quarter Ending Dec. 31	TOTAL	Unreleased Appro	Unobligated Allotments	Unpaid Obligations	
																						Due and Demandable	Not Yet Due and Demandable
1	2	3	4	5=(3+4)	6	7	8	9	10=[(6+(-)7)-8+9]	11	12	13	14	15=(11+12+13+14)	16	17	18	19	20=(16+17+18+19)	21=(5-10)	22=(10-15)	23	24
I. Continuing Appropriations		9,538,271.16	0.00	9,538,271.16	9,538,271.16	0.00	0.00	0.00	9,538,271.16	6,475,968.39	0.00	0.00	0.00	6,475,968.39	473,092.15	0.00	0.00	0.00	473,092.15	0.00	3,062,302.77	36,790.17	5,966,086.07
I. Agency Specific Budget		9,538,271.16	0.00	9,538,271.16	9,538,271.16	0.00	0.00	0.00	9,538,271.16	6,475,968.39	0.00	0.00	0.00	6,475,968.39	473,092.15	0.00	0.00	0.00	473,092.15	0.00	3,062,302.77	36,790.17	5,966,086.07
Operations	3000000000000000	9,538,271.16	0.00	9,538,271.16	9,538,271.16	0.00	0.00	0.00	9,538,271.16	6,475,968.39	0.00	0.00	0.00	6,475,968.39	473,092.15	0.00	0.00	0.00	473,092.15	0.00	3,062,302.77	36,790.17	5,966,086.07
OO : Increased competitiveness of Filipinos in Science and Engineering		9,538,271.16	0.00	9,538,271.16	9,538,271.16	0.00	0.00	0.00	9,538,271.16	6,475,968.39	0.00	0.00	0.00	6,475,968.39	473,092.15	0.00	0.00	0.00	473,092.15	0.00	3,062,302.77	36,790.17	5,966,086.07
SCIENCE, TECHNOLOGY, ENGINEERING AND MATHEMATICS (STEM) SECONDARY EDUCATION ON SCHOLARSHIP BASIS PROGRAM		9,498,123.16	0.00	9,498,123.16	9,498,123.16	0.00	0.00	0.00	9,498,123.16	6,439,774.39	0.00	0.00	0.00	6,439,774.39	458,258.15	0.00	0.00	0.00	458,258.15	0.00	3,058,348.77	15,430.17	5,966,086.07
Operation of school campuses	310100100001000	9,108,719.52	0.00	9,108,719.52	9,108,719.52	0.00	0.00	0.00	9,108,719.52	6,400,840.00	0.00	0.00	0.00	6,400,840.00	434,753.93	0.00	0.00	0.00	434,753.93	0.00	2,707,879.52	0.00	5,966,086.07
MOOE		4,223,470.36	0.00	4,223,470.36	4,223,470.36	0.00	0.00	0.00	4,223,470.36	1,576,886.50	0.00	0.00	0.00	1,576,886.50	434,753.93	0.00	0.00	0.00	434,753.93	0.00	2,646,583.86	0.00	1,142,132.57
CO		4,885,249.16	0.00	4,885,249.16	4,885,249.16	0.00	0.00	0.00	4,885,249.16	4,823,953.50	0.00	0.00	0.00	4,823,953.50	0.00	0.00	0.00	0.00	0.00	0.00	61,295.66	0.00	4,823,953.50
Policy Formulation, Program Planning and Standards Development	310100100002000	5,566.67	0.00	5,566.67	5,566.67	0.00	0.00	0.00	5,566.67	1,250.00	0.00	0.00	0.00	1,250.00	0.00	0.00	0.00	0.00	0.00	0.00	4,316.67	1,250.00	0.00
MOOE		5,566.67	0.00	5,566.67	5,566.67	0.00	0.00	0.00	5,566.67	1,250.00	0.00	0.00	0.00	1,250.00	0.00	0.00	0.00	0.00	0.00	0.00	4,316.67	1,250.00	0.00
Locally-Funded Project(s)		383,836.97	0.00	383,836.97	383,836.97	0.00	0.00	0.00	383,836.97	37,684.39	0.00	0.00	0.00	37,684.39	23,504.22	0.00	0.00	0.00	23,504.22	0.00	346,152.58	14,180.17	0.00
Construction of Multi-Purpose Gymnasium	310100200009000	37,684.39	0.00	37,684.39	37,684.39	0.00	0.00	0.00	37,684.39	37,684.39	0.00	0.00	0.00	37,684.39	23,504.22	0.00	0.00	0.00	23,504.22	0.00	0.00	14,180.17	0.00
CO		37,684.39	0.00	37,684.39	37,684.39	0.00	0.00	0.00	37,684.39	37,684.39	0.00	0.00	0.00	37,684.39	23,504.22	0.00	0.00	0.00	23,504.22	0.00	0.00	14,180.17	0.00
Site Development	310100200141000	346,152.48	0.00	346,152.48	346,152.48	0.00	0.00	0.00	346,152.48	0.00	0.00	0.00	0.00	0.00	0.00	0.00	0.00	0.00	0.00	0.00	346,152.48	0.00	0.00
CO		346,152.48	0.00	346,152.48	346,152.48	0.00	0.00	0.00	346,152.48	0.00	0.00	0.00	0.00	0.00	0.00	0.00	0.00	0.00	0.00	0.00	346,152.48	0.00	0.00
Completion of Academic Building 1	310100200168000	0.10	0.00	0.10	0.10	0.00	0.00	0.00	0.10	0.00	0.00	0.00	0.00	0.00	0.00	0.00	0.00	0.00	0.00	0.00	0.10	0.00	0.00
CO		0.10	0.00	0.10	0.10	0.00	0.00	0.00	0.10	0.00	0.00	0.00	0.00	0.00	0.00	0.00	0.00	0.00	0.00	0.00	0.10	0.00	0.00
SCIENCE, TECHNOLOGY, ENGINEERING AND MATHEMATICS (STEM) PROMOTION PROGRAM		40,148.00	0.00	40,148.00	40,148.00	0.00	0.00	0.00	40,148.00	36,194.00	0.00	0.00	0.00	36,194.00	14,834.00	0.00	0.00	0.00	14,834.00	0.00	3,954.00	21,360.00	0.00
National Competitive Examination (NCE)	310200100001000	40,148.00	0.00	40,148.00	40,148.00	0.00	0.00	0.00	40,148.00	36,194.00	0.00	0.00	0.00	36,194.00	14,834.00	0.00	0.00	0.00	14,834.00	0.00	3,954.00	21,360.00	0.00
MOOE		40,148.00	0.00	40,148.00	40,148.00	0.00	0.00	0.00	40,148.00	36,194.00	0.00	0.00	0.00	36,194.00	14,834.00	0.00	0.00	0.00	14,834.00	0.00	3,954.00	21,360.00	0.00
Sub-Total, Operations		9,538,271.16	0.00	9,538,271.16	9,538,271.16	0.00	0.00	0.00	9,538,271.16	6,475,968.39	0.00	0.00	0.00	6,475,968.39	473,092.15	0.00	0.00	0.00	473,092.15	0.00	3,062,302.77	36,790.17	5,966,086.07
PS		0.00	0.00	0.00	0.00	0.00	0.00	0.00	0.00	0.00	0.00	0.00	0.00	0.00	0.00	0.00	0.00	0.00	0.00	0.00	0.00	0.00	0.00
MOOE		4,269,185.03	0.00	4,269,185.03	4,269,185.03	0.00	0.00	0.00	4,269,185.03	1,614,330.50	0.00	0.00	0.00	1,614,330.50	449,587.93	0.00	0.00	0.00	449,587.93	0.00	2,654,854.53	22,610.00	1,142,132.57
FinEx (if Applicable)		0.00	0.00	0.00	0.00	0.00	0.00	0.00	0.00	0.00	0.00	0.00	0.00	0.00	0.00	0.00	0.00	0.00	0.00	0.00	0.00	0.00	0.00
CO		5,269,086.13	0.00	5,269,086.13	5,269,086.13	0.00	0.00	0.00	5,269,086.13	4,861,637.89	0.00	0.00	0.00	4,861,637.89	23,504.22	0.00	0.00	0.00	23,504.22	0.00	407,448.24	14,180.17	4,823,953.50


Department: Department of Science and Technology (DOST)  
 Agency: Philippine Science High School  
 Operating Unit: MIMAROPA Region Campus  
 Organization Code (UACS) : 19 016 0900015  
 Fund Cluster: 01 Regular Agency Fund


	Current Year Appropriations
	Supplemental Appropriations
X	Continuing Appropriations


(e.g. UACS Fund Cluster: 01-Regular Agency Fund, 02-Foreign Assisted Projects Fund, 03-Special Account-Locally Funded/Domestic Grants Fund, and 04-Special Account-Foreign Assisted/Foreign Grants Fund)

Particulars	UACS CODE	Appropriations			Allotments					Current Year Obligations					Current Year Disbursements					Balances			
		Authorized Appropriations	Adjustments (Transfer To/From, Realignment)	Adjusted Appropriations	Allotments Received	Adjustments (Withdrawal, Realignment)	Transfer To	Transfer From	Adjusted Total Allotments	1st Quarter Ending March 31	2nd Quarter Ending June 30	3rd Quarter Ending Sept. 30	4th Quarter Ending Dec. 31	TOTAL	1st Quarter Ending March 31	2nd Quarter Ending June 30	3rd Quarter Ending Sept. 30	4th Quarter Ending Dec. 31	TOTAL	Unreleased Appro	Unobligated Allotments	Unpaid Obligations	
																						Due and Demandable	Not Yet Due and Demandable
1	2	3	4	5=(3+4)	6	7	8	9	10=[(6+(-)7)-8+9]	11	12	13	14	15=(11+12+13+14)	16	17	18	19	20=(16+17+18+19)	21=(5-10)	22=(10-15)	23	24
III. Unobligated Allotment Balances pursuant to RA Nos. 11519 and 11520		0.00	0.00	0.00	0.00	0.00	0.00	0.00	0.00	0.00	0.00	0.00	0.00	0.00	0.00	0.00	0.00	0.00	0.00	0.00	0.00	0.00	0.00
CO		0.00	0.00	0.00	0.00	0.00	0.00	0.00	0.00	0.00	0.00	0.00	0.00	0.00	0.00	0.00	0.00	0.00	0.00	0.00	0.00	0.00	0.00
GRAND TOTAL		9,538,271.16	0.00	9,538,271.16	9,538,271.16	0.00	0.00	0.00	9,538,271.16	6,475,968.39	0.00	0.00	0.00	6,475,968.39	473,092.15	0.00	0.00	0.00	473,092.15	0.00	3,062,302.77	36,790.17	5,966,086.07
PS		0.00	0.00	0.00	0.00	0.00	0.00	0.00	0.00	0.00	0.00	0.00	0.00	0.00	0.00	0.00	0.00	0.00	0.00	0.00	0.00	0.00	0.00
MOOE		4,269,185.03	0.00	4,269,185.03	4,269,185.03	0.00	0.00	0.00	4,269,185.03	1,614,330.50	0.00	0.00	0.00	1,614,330.50	449,587.93	0.00	0.00	0.00	449,587.93	0.00	2,654,854.53	22,610.00	1,142,132.57
FinEx (if Applicable)		0.00	0.00	0.00	0.00	0.00	0.00	0.00	0.00	0.00	0.00	0.00	0.00	0.00	0.00	0.00	0.00	0.00	0.00	0.00	0.00	0.00	0.00
CO		5,269,086.13	0.00	5,269,086.13	5,269,086.13	0.00	0.00	0.00	5,269,086.13	4,861,637.89	0.00	0.00	0.00	4,861,637.89	23,504.22	0.00	0.00	0.00	23,504.22	0.00	407,448.24	14,180.17	4,823,953.50

  
 MARIGEN F. FRONDA  
 AO IV / Budget Officer  
 Date: 2021-04-16 13:02:05

  
 IVY MAY F. FAMATIGA  
 Accountant II  
 Date: 2021-04-16 13:02:05

  
 MERIAM F. FALLAR  
 AO V / FAD Chief  
 Date: 2021-04-16 14:04:03

  
 EDWARD C. ALBARACIN  
 Director III  
 Date: 2021-04-16 16:18:51