

STATEMENT OF APPROPRIATIONS, ALLOTMENTS, OBLIGATIONS, DISBURSEMENTS AND BALANCES

As at the Quarter Ending December 31, 2022

Department : Department of Science and Technology (DOST)
 Agency/Entity : Philippine Science High School System
 Operating Unit : MIMAROPA Region Campus
 Organization Code (UACS) : 19 016 0900015
 Fund Cluster : 01 Regular Agency Fund

	Current Year Appropriations
	Supplemental Appropriations
X	Continuing Appropriations


(e.g. UACS Fund Cluster: 01-Regular Agency Fund, 02-Foreign Assisted Projects Fund, 03-Special Account-Locally Funded/Domestic Grants Fund, and 04-Special Account-Foreign Assisted/Foreign Grants Fund)


Particulars	UACS CODE	Appropriations			Allotments			Current Year Obligations					Current Year Disbursements					Balances						
		Authorized Appropriations	Adjustments (Transfer To/From, Realignment)	Adjusted Appropriations	Allotments Received	Adjustments (Withdrawal, Realignment)	Transfer To	Transfer From	Adjusted Total Allotments	1st Quarter Ending March 31	2nd Quarter Ending June 30	3rd Quarter Ending September 30	4th Quarter Ending December 31	TOTAL	1st Quarter Ending March 31	2nd Quarter Ending June 30	3rd Quarter Ending September 30	4th Quarter Ending December 31	TOTAL	Unreleased Appropriations	Unobligated Allotments	Unpaid Obligations (15-20)=(23+24)		
																						Due and Demandable	Not Yet Due and Demandable	
1	2	3	4	5=(3+4)	6	7	8	9	10=[(6+(-)7)-8+9]	11	12	13	14	15=(11+12+13+14)	16	17	18	19	20=(16+17+18+19)	21=(5-10)	22=(10-15)	23	24	
I. Continuing Appropriations		4,797,855.60	(5,764.00)	4,792,091.60	4,797,855.60	(5,764.00)	0.00	0.00	4,792,091.60	3,192,990.25	255,292.65	1,058,914.17	273,070.67	4,780,267.74	984,118.62	605,494.99	785,240.80	2,096,648.13	4,471,502.54	0.00	11,823.86	55,822.83	252,942.37	
I. Agency Specific Budget		4,797,855.60	(5,764.00)	4,792,091.60	4,797,855.60	(5,764.00)	0.00	0.00	4,792,091.60	3,192,990.25	255,292.65	1,058,914.17	273,070.67	4,780,267.74	984,118.62	605,494.99	785,240.80	2,096,648.13	4,471,502.54	0.00	11,823.86	55,822.83	252,942.37	
General Administration and Support	1000000000000000	333,441.73	0.00	333,441.73	333,441.73	0.00	0.00	0.00	333,441.73	148,990.00	39,000.00	144,637.73	(3,496.00)	329,131.73	0.00	186,168.12	88,141.73	0.00	274,309.85	0.00	4,310.00	54,821.88	0.00	
General Management and Supervision	100000100001000	333,441.73	0.00	333,441.73	333,441.73	0.00	0.00	0.00	333,441.73	148,990.00	39,000.00	144,637.73	(3,496.00)	329,131.73	0.00	186,168.12	88,141.73	0.00	274,309.85	0.00	4,310.00	54,821.88	0.00	
PS		0.00	0.00	0.00	0.00	0.00	0.00	0.00	0.00	0.00	0.00	0.00	0.00	0.00	0.00	0.00	0.00	0.00	0.00	0.00	0.00	0.00	0.00	0.00
MOOE		88,141.73	0.00	88,141.73	88,141.73	0.00	0.00	0.00	88,141.73	0.00	0.00	88,141.73	0.00	88,141.73	0.00	0.00	88,141.73	0.00	88,141.73	0.00	0.00	0.00	0.00	0.00
CO		245,300.00	0.00	245,300.00	245,300.00	0.00	0.00	0.00	245,300.00	148,990.00	39,000.00	56,496.00	(3,496.00)	240,990.00	0.00	186,168.12	0.00	0.00	186,168.12	0.00	4,310.00	54,821.88	0.00	
Sub-Total, General Administration and Support		333,441.73	0.00	333,441.73	333,441.73	0.00	0.00	0.00	333,441.73	148,990.00	39,000.00	144,637.73	(3,496.00)	329,131.73	0.00	186,168.12	88,141.73	0.00	274,309.85	0.00	4,310.00	54,821.88	0.00	
PS		0.00	0.00	0.00	0.00	0.00	0.00	0.00	0.00	0.00	0.00	0.00	0.00	0.00	0.00	0.00	0.00	0.00	0.00	0.00	0.00	0.00	0.00	0.00
MOOE		88,141.73	0.00	88,141.73	88,141.73	0.00	0.00	0.00	88,141.73	0.00	0.00	88,141.73	0.00	88,141.73	0.00	0.00	88,141.73	0.00	88,141.73	0.00	0.00	0.00	0.00	0.00
FinEx (if Applicable)		0.00	0.00	0.00	0.00	0.00	0.00	0.00	0.00	0.00	0.00	0.00	0.00	0.00	0.00	0.00	0.00	0.00	0.00	0.00	0.00	0.00	0.00	0.00
CO		245,300.00	0.00	245,300.00	245,300.00	0.00	0.00	0.00	245,300.00	148,990.00	39,000.00	56,496.00	(3,496.00)	240,990.00	0.00	186,168.12	0.00	0.00	186,168.12	0.00	4,310.00	54,821.88	0.00	
Operations	3000000000000000	4,464,413.87	(5,764.00)	4,458,649.87	4,464,413.87	(5,764.00)	0.00	0.00	4,458,649.87	3,044,000.25	216,292.65	914,276.44	276,566.67	4,451,136.01	984,118.62	419,326.87	697,099.07	2,096,648.13	4,197,192.69	0.00	7,513.86	1,000.95	252,942.37	
OO : Increased competitiveness of Filipinos in Science and Engineering		4,464,413.87	(5,764.00)	4,458,649.87	4,464,413.87	(5,764.00)	0.00	0.00	4,458,649.87	3,044,000.25	216,292.65	914,276.44	276,566.67	4,451,136.01	984,118.62	419,326.87	697,099.07	2,096,648.13	4,197,192.69	0.00	7,513.86	1,000.95	252,942.37	
SCIENCE, TECHNOLOGY, ENGINEERING AND MATHEMATICS (STEM) SECONDARY EDUCATION ON SCHOLARSHIP BASIS PROGRAM		3,719,097.89	(5,764.00)	3,713,333.89	3,719,097.89	(5,764.00)	0.00	0.00	3,713,333.89	2,483,154.25	201,492.65	744,960.46	276,212.67	3,705,820.03	426,996.23	404,526.87	524,059.48	2,096,294.13	3,451,876.71	0.00	7,513.86	1,000.95	252,942.37	
Operation of school campuses	310100100001000	800,433.02	0.00	800,433.02	800,433.02	0.00	0.00	0.00	800,433.02	555,470.23	194,388.35	43,158.99	0.00	793,017.57	426,996.23	307,428.32	29,468.11	17,753.61	781,646.27	0.00	7,415.45	0.00	11,371.30	
PS		0.00	0.00	0.00	0.00	0.00	0.00	0.00	0.00	0.00	0.00	0.00	0.00	0.00	0.00	0.00	0.00	0.00	0.00	0.00	0.00	0.00	0.00	0.00
MOOE		793,017.57	0.00	793,017.57	793,017.57	0.00	0.00	0.00	793,017.57	555,470.23	194,388.35	43,158.99	0.00	793,017.57	426,996.23	307,428.32	29,468.11	17,753.61	781,646.27	0.00	0.00	0.00	11,371.30	
CO		7,415.45	0.00	7,415.45	7,415.45	0.00	0.00	0.00	7,415.45	0.00	0.00	0.00	0.00	0.00	0.00	0.00	0.00	0.00	0.00	0.00	7,415.45	0.00	0.00	
Policy Formulation, Program Planning and Standards Development	310100100002000	31,405.60	0.00	31,405.60	31,405.60	0.00	0.00	0.00	31,405.60	0.00	7,104.30	24,301.30	0.00	31,405.60	0.00	7,104.30	24,301.30	0.00	31,405.60	0.00	0.00	0.00	0.00	
MOOE		31,405.60	0.00	31,405.60	31,405.60	0.00	0.00	0.00	31,405.60	0.00	7,104.30	24,301.30	0.00	31,405.60	0.00	7,104.30	24,301.30	0.00	31,405.60	0.00	0.00	0.00	0.00	
Locally-Funded Project(s)		2,887,259.27	(5,764.00)	2,881,495.27	2,887,259.27	(5,764.00)	0.00	0.00	2,881,495.27	1,927,684.02	0.00	677,500.17	276,212.67	2,881,396.86	0.00	89,994.25	470,290.07	2,078,540.52	2,638,824.84	0.00	98.41	1,000.95	241,571.07	
Construction of Academic Building II	310100200012000	233,499.02	0.00	233,499.02	233,499.02	0.00	0.00	0.00	233,499.02	0.00	0.00	72,151.16	161,347.86	233,499.02	0.00	0.00	21,549.97	197,700.32	219,250.29	0.00	0.00	0.00	14,248.73	
CO		233,499.02	0.00	233,499.02	233,499.02	0.00	0.00	0.00	233,499.02	0.00	0.00	72,151.16	161,347.86	233,499.02	0.00	0.00	21,549.97	197,700.32	219,250.29	0.00	0.00	0.00	14,248.73	
Site Development	310100200141000	5,764.98	(5,764.00)	0.98	5,764.98	(5,764.00)	0.00	0.00	0.98	0.00	0.00	0.00	0.00	0.00	0.00	0.00	0.00	0.00	0.00	0.00	0.98	0.00	0.00	
CO		5,764.98	(5,764.00)	0.98	5,764.98	(5,764.00)	0.00	0.00	0.98	0.00	0.00	0.00	0.00	0.00	0.00	0.00	0.00	0.00	0.00	0.00	0.98	0.00	0.00	
Implementation of K-12 Program (MITHI-ICT Infrastructure)	310100200165000	91,092.63	0.00	91,092.63	91,092.63	0.00	0.00	0.00	91,092.63	90,995.20	0.00	0.00	0.00	90,995.20	0.00	89,994.25	0.00	0.00	89,994.25	0.00	97.43	1,000.95	0.00	
CO		91,092.63	0.00	91,092.63	91,092.63	0.00	0.00	0.00	91,092.63	90,995.20	0.00	0.00	0.00	90,995.20	0.00	89,994.25	0.00	0.00	89,994.25	0.00	97.43	1,000.95	0.00	
Construction of Sports Facilities	310100200187000	2,556,902.64	0.00	2,556,902.64	2,556,902.64	0.00	0.00	0.00	2,556,902.64	1,836,688.82	0.00	605,349.01	114,864.81	2,556,902.64	0.00	0.00	448,740.10	1,880,840.20	2,329,580.30	0.00	0.00	0.00	227,322.34	
CO		2,556,902.64	0.00	2,556,902.64	2,556,902.64	0.00	0.00	0.00	2,556,902.64	1,836,688.82	0.00	605,349.01	114,864.81	2,556,902.64	0.00	0.00	448,740.10	1,880,840.20	2,329,580.30	0.00	0.00	0.00	227,322.34	


Department : Department of Science and Technology (DOST)
 Agency/Entity : Philippine Science High School System
 Operating Unit : MIMAROPA Region Campus
 Organization Code (UACS) : 19 016 0900015
 Fund Cluster : 01 Regular Agency Fund
 (e.g. UACS Fund Cluster: 01-Regular Agency Fund, 02-Foreign Assisted Projects Fund, 03-Special Account-Locally Funded/Domestic Grants Fund, and 04-Special Account-Foreign Assisted/Foreign Grants Fund)


	Current Year Appropriations
	Supplemental Appropriations
X	Continuing Appropriations

Particulars	UACS CODE	Appropriations			Allotments			Current Year Obligations					Current Year Disbursements					Balances					
		Authorized Appropriations	Adjustments (Transfer To/From, Realignment)	Adjusted Appropriations	Allotments Received	Adjustments (Withdrawal, Realignment)	Transfer To	Transfer From	Adjusted Total Allotments	1st Quarter Ending March 31	2nd Quarter Ending June 30	3rd Quarter Ending September 30	4th Quarter Ending December 31	TOTAL	1st Quarter Ending March 31	2nd Quarter Ending June 30	3rd Quarter Ending September 30	4th Quarter Ending December 31	TOTAL	Unreleased Appropriations	Unobligated Allotments	Unpaid Obligations (15-20)=(23+24)	
																						Due and Demandable	Not Yet Due and Demandable
1	2	3	4	5=(3+4)	6	7	8	9	10=[(6+(-)7)-8+9]	11	12	13	14	15=(11+12+13+14)	16	17	18	19	20=(16+17+18+19)	21=(5-10)	22=(10-15)	23	24
SCIENCE, TECHNOLOGY, ENGINEERING AND MATHEMATICS (STEM) PROMOTION PROGRAM		745,315.98	0.00	745,315.98	745,315.98	0.00	0.00	0.00	745,315.98	560,846.00	14,800.00	169,315.98	354.00	745,315.98	557,122.39	14,800.00	173,039.59	354.00	745,315.98	0.00	0.00	0.00	0.00
National Competitive Examination (NCE)	310200100001000	169,315.98	0.00	169,315.98	169,315.98	0.00	0.00	0.00	169,315.98	0.00	0.00	169,315.98	0.00	169,315.98	0.00	0.00	169,315.98	0.00	169,315.98	0.00	0.00	0.00	0.00
PS		0.00	0.00	0.00	0.00	0.00	0.00	0.00	0.00	0.00	0.00	0.00	0.00	0.00	0.00	0.00	0.00	0.00	0.00	0.00	0.00	0.00	0.00
MOOE		169,315.98	0.00	169,315.98	169,315.98	0.00	0.00	0.00	169,315.98	0.00	0.00	169,315.98	0.00	169,315.98	0.00	0.00	169,315.98	0.00	169,315.98	0.00	0.00	0.00	0.00
STEM Promotional Activities	310200100002000	576,000.00	0.00	576,000.00	576,000.00	0.00	0.00	0.00	576,000.00	560,846.00	14,800.00	0.00	354.00	576,000.00	557,122.39	14,800.00	3,723.61	354.00	576,000.00	0.00	0.00	0.00	0.00
MOOE		576,000.00	0.00	576,000.00	576,000.00	0.00	0.00	0.00	576,000.00	560,846.00	14,800.00	0.00	354.00	576,000.00	557,122.39	14,800.00	3,723.61	354.00	576,000.00	0.00	0.00	0.00	0.00
Sub-Total, Operations		4,464,413.87	(5,764.00)	4,458,649.87	4,464,413.87	(5,764.00)	0.00	0.00	4,458,649.87	3,044,000.25	216,292.65	914,276.44	276,566.67	4,451,136.01	984,118.62	419,326.87	697,099.07	2,096,648.13	4,197,192.69	0.00	7,513.86	1,000.95	252,942.37
PS		0.00	0.00	0.00	0.00	0.00	0.00	0.00	0.00	0.00	0.00	0.00	0.00	0.00	0.00	0.00	0.00	0.00	0.00	0.00	0.00	0.00	0.00
MOOE		1,569,739.15	0.00	1,569,739.15	1,569,739.15	0.00	0.00	0.00	1,569,739.15	1,116,316.23	216,292.65	236,776.27	354.00	1,569,739.15	984,118.62	329,332.62	226,809.00	18,107.61	1,558,367.85	0.00	0.00	0.00	11,371.30
FinEx (if Applicable)		0.00	0.00	0.00	0.00	0.00	0.00	0.00	0.00	0.00	0.00	0.00	0.00	0.00	0.00	0.00	0.00	0.00	0.00	0.00	0.00	0.00	0.00
CO		2,894,674.72	(5,764.00)	2,888,910.72	2,894,674.72	(5,764.00)	0.00	0.00	2,888,910.72	1,927,684.02	0.00	677,500.17	276,212.67	2,881,396.86	0.00	89,994.25	470,290.07	2,078,540.52	2,638,824.84	0.00	7,513.86	1,000.95	241,571.07
GRAND TOTAL		4,797,855.60	(5,764.00)	4,792,091.60	4,797,855.60	(5,764.00)	0.00	0.00	4,792,091.60	3,192,990.25	255,292.65	1,058,914.17	273,070.67	4,780,267.74	984,118.62	605,494.99	785,240.80	2,096,648.13	4,471,502.54	0.00	11,823.86	55,822.83	252,942.37
PS		0.00	0.00	0.00	0.00	0.00	0.00	0.00	0.00	0.00	0.00	0.00	0.00	0.00	0.00	0.00	0.00	0.00	0.00	0.00	0.00	0.00	0.00
MOOE		1,657,880.88	0.00	1,657,880.88	1,657,880.88	0.00	0.00	0.00	1,657,880.88	1,116,316.23	216,292.65	324,918.00	354.00	1,657,880.88	984,118.62	329,332.62	314,950.73	18,107.61	1,646,509.58	0.00	0.00	0.00	11,371.30
FinEx (if Applicable)		0.00	0.00	0.00	0.00	0.00	0.00	0.00	0.00	0.00	0.00	0.00	0.00	0.00	0.00	0.00	0.00	0.00	0.00	0.00	0.00	0.00	0.00
CO		3,139,974.72	(5,764.00)	3,134,210.72	3,139,974.72	(5,764.00)	0.00	0.00	3,134,210.72	2,076,674.02	39,000.00	733,996.17	272,716.67	3,122,386.86	0.00	276,162.37	470,290.07	2,078,540.52	2,824,992.96	0.00	11,823.86	55,822.83	241,571.07

Certified Correct:

 MARIJEN F. FRONDA
 Budget Officer
 Date: 2023-01-20 11:02:00

Certified Correct:

 MERIAM F. FALLAR
 OIC - Accountant
 Date: 2023-01-20 11:02:00

Recommending Approval:

 MERIAM F. FALLAR
 FAD Chief
 Date: 2023-01-20 11:22:08

Approved By:

 JONA MAY B. AGYAMOC, PH.D.
 OIC - Campus Director
 Date: 2023-01-20 15:33:43