

SUMMARY OF APPROPRIATIONS, ALLOTMENTS, OBLIGATIONS, DISBURSEMENTS AND BALANCES BY OBJECT OF EXPENDITURES


As at the Quarter Ending March 31, 2024


Department : Department of Science and Technology (DOST)  
 Agency/Entity : Philippine Science High School  
 Operating Unit : MIMAROPA Region Campus  
 Organization Code (UACS) : 19 016 0900015  
 Fund Cluster : 01 - Regular Agency Fund


	Current Year Appropriations
	Supplemental Appropriations
X	Continuing Appropriations


(e.g. UACS Fund Cluster: 01-Regular Agency Fund, 02-Foreign Assisted Projects Fund, 03-Special Account-Locally Funded/Domestic Grants Fund, and 04-Special Account-Foreign Assisted/Foreign Grants Fund)

Particulars	UACS CODE	Appropriations				Allotments						Obligations					Disbursements					Balances			
		Authorized Appropriations	Adjustments (Transfer To/From, Modifications/ Augmentations)	Adjusted Appropriations	Allotments		Adjustments (Reductions, Modifications/ Augmentations)	Transfer To	Transfer From	Adjusted Allotments	1st Quarter Ending March 31	2nd Quarter Ending June 30	3rd Quarter Ending September 30	4th Quarter Ending December 31	Total	1st Quarter Ending March 31	2nd Quarter Ending June 30	3rd Quarter Ending September 30	4th Quarter Ending December 31	Total	Unused Funds		Unpaid Obligations (16-21)=(24+25)		
					SARO	Unobligated															Unreleased Appropriations	Unobligated Allotments	Due and Demandable	Not Yet Due and Demandable	
1	2	3	4	5=(3+4)	6	7	8	9	10	11=[(6+7+(-)8)-9+10]	12	13	14	15	16=(12+13+14+15)	17	18	19	20	21=(17+18+19+20)	22=(5-11)	23=(11-16)	24	25	
<b>SUMMARY</b>		0.00	0.00	0.00	0.00	4,060,892.00	0.00	0.00	0.00	0.00	4,060,892.00	116,708.11	0.00	0.00	0.00	116,708.11	116,708.11	0.00	0.00	0.00	116,708.11	0.00	3,944,183.89	0.00	0.00
Unobligated Allotment		0.00	0.00	0.00	0.00	4,060,892.00	0.00	0.00	0.00	0.00	4,060,892.00	116,708.11	0.00	0.00	0.00	116,708.11	116,708.11	0.00	0.00	0.00	116,708.11	0.00	3,944,183.89	0.00	0.00
<b>I. AGENCY SPECIFIC BUDGET</b>		0.00	0.00	0.00	0.00	4,060,892.00	0.00	0.00	0.00	0.00	4,060,892.00	116,708.11	0.00	0.00	0.00	116,708.11	116,708.11	0.00	0.00	0.00	116,708.11	0.00	3,944,183.89	0.00	0.00
Maintenance and Other Operating Expenses		0.00	0.00	0.00	0.00	1,911.29	0.00	0.00	0.00	0.00	1,911.29	1,880.11	0.00	0.00	0.00	1,880.11	1,880.11	0.00	0.00	0.00	1,880.11	0.00	31.18	0.00	0.00
Traveling Expenses		0.00	0.00	0.00	0.00	1,880.11	0.00	0.00	0.00	0.00	1,880.11	1,880.11	0.00	0.00	0.00	1,880.11	1,880.11	0.00	0.00	0.00	1,880.11	0.00	0.00	0.00	0.00
Traveling Expenses - Local	5020101000	0.00	0.00	0.00	0.00	1,880.11	0.00	0.00	0.00	0.00	1,880.11	1,880.11	0.00	0.00	0.00	1,880.11	1,880.11	0.00	0.00	0.00	1,880.11	0.00	0.00	0.00	0.00
Professional Services		0.00	0.00	0.00	0.00	31.18	0.00	0.00	0.00	0.00	31.18	0.00	0.00	0.00	0.00	0.00	0.00	0.00	0.00	0.00	0.00	31.18	0.00	0.00	0.00
Other Professional Services	5021199000	0.00	0.00	0.00	0.00	31.18	0.00	0.00	0.00	0.00	31.18	0.00	0.00	0.00	0.00	0.00	0.00	0.00	0.00	0.00	0.00	31.18	0.00	0.00	0.00
Capital Outlays		0.00	0.00	0.00	0.00	4,058,980.71	0.00	0.00	0.00	0.00	4,058,980.71	114,828.00	0.00	0.00	0.00	114,828.00	114,828.00	0.00	0.00	0.00	114,828.00	0.00	3,944,152.71	0.00	0.00
Property, Plant and Equipment Outlay		0.00	0.00	0.00	0.00	4,058,980.71	0.00	0.00	0.00	0.00	4,058,980.71	114,828.00	0.00	0.00	0.00	114,828.00	114,828.00	0.00	0.00	0.00	114,828.00	0.00	3,944,152.71	0.00	0.00
Land Improvements Outlay	5060402000	0.00	0.00	0.00	0.00	115,389.56	0.00	0.00	0.00	0.00	115,389.56	114,828.00	0.00	0.00	0.00	114,828.00	114,828.00	0.00	0.00	0.00	114,828.00	0.00	561.56	0.00	0.00
Other Land Improvements	5060402099	0.00	0.00	0.00	0.00	115,389.56	0.00	0.00	0.00	0.00	115,389.56	114,828.00	0.00	0.00	0.00	114,828.00	114,828.00	0.00	0.00	0.00	114,828.00	0.00	561.56	0.00	0.00
Buildings and Other Structures	5060404000	0.00	0.00	0.00	0.00	3,914,579.15	0.00	0.00	0.00	0.00	3,914,579.15	0.00	0.00	0.00	0.00	0.00	0.00	0.00	0.00	0.00	0.00	3,914,579.15	0.00	0.00	0.00
School Buildings	5060404002	0.00	0.00	0.00	0.00	3,914,579.15	0.00	0.00	0.00	0.00	3,914,579.15	0.00	0.00	0.00	0.00	0.00	0.00	0.00	0.00	0.00	0.00	3,914,579.15	0.00	0.00	0.00
Machinery and Equipment Outlay	5060405000	0.00	0.00	0.00	0.00	29,012.00	0.00	0.00	0.00	0.00	29,012.00	0.00	0.00	0.00	0.00	0.00	0.00	0.00	0.00	0.00	0.00	29,012.00	0.00	0.00	0.00
Technical and Scientific Equipment	5060405014	0.00	0.00	0.00	0.00	29,012.00	0.00	0.00	0.00	0.00	29,012.00	0.00	0.00	0.00	0.00	0.00	0.00	0.00	0.00	0.00	0.00	29,012.00	0.00	0.00	0.00
<b>GRAND TOTAL</b>		0.00	0.00	0.00	0.00	4,060,892.00	0.00	0.00	0.00	0.00	4,060,892.00	116,708.11	0.00	0.00	0.00	116,708.11	116,708.11	0.00	0.00	0.00	116,708.11	0.00	3,944,183.89	0.00	0.00

Certified Correct:  
  
 MARIGEN F. FRONDA  
 Budget Officer  
 Date: April 23, 2024 10:15 AM

Certified Correct:  
  
 MELONIE M. FAJARILLO  
 OIC - Accountant  
 Date: April 23, 2024 10:15 AM

Recommending Approval By:  
  
 MERIAM F. FALLAR  
 FAO Chief  
 Date: April 23, 2024 10:17 AM

Approved By:  
  
 ROMEO C. ONGPOY, JR.  
 OIC - Campus Director  
 Date: April 26, 2024 11:20 AM