




MONTHLY REPORT OF DISBURSEMENTS  
 For the month of September 2022

Department: Department of Science and Technology (DOST)  
 Entity Name: PHILIPPINE SCIENCE HIGH SCHOOL - MIMAROPAREGION CAMPUS  
 Operating Unit: MIMAROPA Region Campus  
 Organization Code (UACS): 1901609015  
 Funding Source Code (as clustered): 01- Regular Agency Fund  
 (e.g. UACS Fund Cluster: 01- Regular Agency Fund, 02- Foreign Assisted Projects Fund, 03- Special Account-Local Funded/Domestic Grants Fund, etc.)

PARTICULARS	CURRENT YEAR BUDGET						PRIOR YEAR'S ACCOUNTS PAYABLE										SUB-TOTAL	TRUST LIABILITIES				GRAND TOTAL					Remarks		
	PS	MOOE	Fin. Exp.	CO	TOTAL	PRIOR YEAR'S ACCOUNTS PAYABLE					CURRENT YEAR'S ACCOUNTS PAYABLE					PS		MOOE	CO	TOTAL	PS	MOOE	Fin. Exp.	CO	TOTAL				
						PS	MOOE	Fin. Exp.	CO	TOTAL	PS	MOOE	Fin. Exp.	CO	Sub-Total											TOTAL			
1	2	3	4	5	6=(2+3+4+5)	7	8	9	10	11=(7+8+9+10)	12	13	14	15	16=(12+13+14+15)	17=(11+16)	18=(6+17)	19	20	21	22=(19+20+21)	23	24	25	26	27=(23+24+25+26)	28		
<b>CASH DISBURSEMENTS</b>																													
Notice of Cash Allocation (NCA)	3,621,945.10	2,933,196.75		3,823.00	6,558,964.85	700.00	142,461.36		8,108,505.99	8,251,667.35	-	206,262.89	-	184,060.14	390,323.03	8,641,990.38	15,200,955.23	-	-	-	-	-	3,622,645.10	3,281,921.00	-	8,296,389.13	15,200,955.23		
MDS Checks Is	1,823,489.56	1,385,957.32		-	3,209,446.88	700.00	(1,428.39)	#	(728.39)	-	49,644.09	-	4,880.00	54,224.09	53,495.70	3,262,942.58	1,824,189.56	1,434,173.02	-	-	-	-	1,824,189.56	1,434,173.02	-	4,580.00	3,262,942.58		
Advice to Debit Account	1,798,455.54	1,547,239.43		3,823.00	3,349,517.97	-	143,889.75	#	8,108,505.99	8,252,395.74	-	156,618.80	-	179,480.14	336,098.94	8,588,494.68	11,938,012.65	-	-	-	-	-	1,798,455.54	1,847,747.98	-	8,291,809.13	11,938,012.65		
Notice of Cash Allocation (NTA)	-	-		-	-	-	-	-	-	-	-	-	-	-	-	-	-	-	-	-	-	-	-	-	-	-	-		
MDS Checks Is	-	-		-	-	-	-	-	-	-	-	-	-	-	-	-	-	-	-	-	-	-	-	-	-	-	-		
Advice to Debit Account	-	-		-	-	-	-	-	-	-	-	-	-	-	-	-	-	-	-	-	-	-	-	-	-	-	-		
Working Fund For FAPs	-	-		-	-	-	-	-	-	-	-	-	-	-	-	-	-	-	-	-	-	-	-	-	-	-	-		
Cash Disbursement Ceiling (CDC)	-	-		-	-	-	-	-	-	-	-	-	-	-	-	-	-	-	-	-	-	-	-	-	-	-	-		
<b>TOTAL CASH DISBURSEMENTS</b>	<b>3,621,945.10</b>	<b>2,933,196.75</b>		<b>3,823.00</b>	<b>6,558,964.85</b>	<b>700.00</b>	<b>142,461.36</b>		<b>8,108,505.99</b>	<b>8,251,667.35</b>	<b>-</b>	<b>206,262.89</b>	<b>-</b>	<b>184,060.14</b>	<b>390,323.03</b>	<b>8,641,990.38</b>	<b>15,200,955.23</b>	<b>-</b>	<b>-</b>	<b>-</b>	<b>-</b>	<b>-</b>	<b>3,622,645.10</b>	<b>3,281,921.00</b>	<b>-</b>	<b>8,296,389.13</b>	<b>15,200,955.23</b>		
<b>NON-CASH DISBURSEMENTS</b>																													
Tax Remittance Advice Issued (TRA)	216,900.00	56,751.17	#	0.00	273,651.17	-	4,760.00	#	28,595.59	33,355.59	-	2,667.53	-	6,110.00	8,777.53	42,133.12	315,784.29	-	-	-	-	-	216,900.00	64,178.70	-	34,705.59	315,784.29		
Non-Cash Availment Authority (NCAA)	-	-		-	-	-	-	-	-	-	-	-	-	-	-	-	-	-	-	-	-	-	-	-	-	-	-		
Disbursement effected through outright deduction from claims (please specify...)	-	-		-	-	-	-	-	-	-	-	-	-	-	-	-	-	-	-	-	-	-	-	-	-	-	-		
Overpayment of expenses (e.g. personnel benefits)	-	-		-	-	-	-	-	-	-	-	-	-	-	-	-	-	-	-	-	-	-	-	-	-	-	-		
Restitution for loss of government property	-	-		-	-	-	-	-	-	-	-	-	-	-	-	-	-	-	-	-	-	-	-	-	-	-	-		
Liquidated Damages and similar claims	-	-		-	-	-	-	-	-	-	-	-	-	-	-	-	-	-	-	-	-	-	-	-	-	-	-		
Others (TEP, BTI, Documentary Stamp Tax, etc.)	-	-		-	-	-	-	-	-	-	-	-	-	-	-	-	-	-	-	-	-	-	-	-	-	-	-		
<b>TOTAL NON-CASH DISBURSEMENTS</b>	<b>216,900.00</b>	<b>56,751.17</b>		<b>0.00</b>	<b>273,651.17</b>	<b>-</b>	<b>4,760.00</b>	<b>#</b>	<b>28,595.59</b>	<b>33,355.59</b>	<b>-</b>	<b>2,667.53</b>	<b>-</b>	<b>6,110.00</b>	<b>8,777.53</b>	<b>42,133.12</b>	<b>315,784.29</b>	<b>-</b>	<b>-</b>	<b>-</b>	<b>-</b>	<b>-</b>	<b>216,900.00</b>	<b>64,178.70</b>	<b>-</b>	<b>34,705.59</b>	<b>315,784.29</b>		
<b>GRAND TOTAL</b>	<b>3,838,845.10</b>	<b>2,989,947.92</b>		<b>3,823.00</b>	<b>6,832,616.02</b>	<b>700.00</b>	<b>147,221.36</b>	<b>#</b>	<b>8,137,101.58</b>	<b>8,285,022.94</b>	<b>-</b>	<b>208,930.42</b>	<b>-</b>	<b>190,170.14</b>	<b>399,100.56</b>	<b>8,684,123.50</b>	<b>15,516,739.52</b>	<b>-</b>	<b>-</b>	<b>-</b>	<b>-</b>	<b>-</b>	<b>3,839,545.10</b>	<b>3,346,099.70</b>	<b>-</b>	<b>8,331,094.72</b>	<b>15,516,739.52</b>		
<b>SUMMARY:</b>																													
				<u>Previous Month</u>	<u>This Month (SEPTEMBER)</u>	<u>As of Date</u>												<u>Previous Month</u>	<u>This Month (Sep)</u>	<u>As of Date</u>									
Total Disbursement Authorities Received				65,666,373.31	12,434,384.29	78,100,757.60												98,773,304.00	23,939,413.00	122,712,717.00									
NCA				62,024,057.00	11,805,000.00	73,829,057.00																							
NTA				68,900.00	313,600.00	382,500.00																							
Working Fund				-	-	-																							
TRA				3,573,416.31	315,784.29	3,889,200.60																							
CDC				-	-	-																							
NCAA				-	-	-																							
Others (CDT, BTI, Docs Stamp, etc.)				-	-	-																							
Less: Notice of Transfer Allocations (NTA)* issued				-	-	-																							
<b>Total Disbursements Authorities Available</b>				<b>65,666,373.31</b>	<b>12,434,384.29</b>	<b>78,100,757.60</b>																							
Less: Lapsed NCA				103.40	-	103.40																							
Disbursements **				60,909,119.50	15,516,739.52	76,425,859.02																							
Less: Other Non-Cash Disbursements				-	-	-																							
Disbursements effected through outright deductions from claims				-	-	-																							
Overpayment of expenses (e.g. personnel benefits)				-	-	-																							
Restitution for loss of government property				-	-	-																							
Liquidated Damages and similar claims				-	-	-																							
Others (TEP, BTI, Documentary Stamp Tax, etc.)				-	-	-																							
<b>Add/Less: Adjustments (e.g. cancelled/voided checks)</b>				<b>4,757,150.41</b>	<b>(3,082,355.23)</b>	<b>1,674,795.18</b>																							
<b>Balance of Disbursements Authorities as of to date</b>				<b>4,757,150.41</b>	<b>(3,082,355.23)</b>	<b>1,674,795.18</b>																							
Notes: The use of NTA is discouraged * Amounts should tally ** Amounts should tally with the grand total disbursements (column 27)																													
Certified Correct:																													
 MERIAM E. TALLAR OIC - ACCOUNTANT II 10/3/2022																													
Recommending Approval by:																													
 MERIAM E. TALLAR FAD CHIEF/OAO V 10/3/2022																													
Approved By:																													
 GLENN A. ATIENZA OIC - DIRECTOR III 10/3/2022																													