

MONTHLY REPORT OF DISBURSEMENTS  
For the month of March 2024

Department: Department of Science and Technology (DOST)  
 Entity Name: PHILIPPINE SCIENCE HIGH SCHOOL - MIMAROPA REGION CAMPUS  
 Operating Unit: MEMAROPA Region Campus  
 Organization Code (UACS): 1901609015  
 Funding Source Code (as clustered): 01\_Regular Agency Fund  
 (e.g. UACS Fund Cluster: 01- Regular Agency Fund, 02-Foreign Assisted Projects Fund, 03-Special Account-Local Funded/Domestic Grants Fund, etc.)

PARTICULARS	CURRENT YEAR BUDGET					PRIOR YEAR'S BUDGET											SUB-TOTAL	TRUST LIABILITIES				GRAND TOTAL					Remarks		
	PS	MOOE	Fin. Exp	CO	TOTAL	PRIOR YEAR'S ACCOUNTS PAYABLE					CURRENT YEAR'S ACCOUNTS PAYABLE							TOTAL	PS	MOOE	CO	TOTAL	PS	MOOE	Fin. Exp	CO		TOTAL	
						PS	MOOE	Fin. Exp	CO	TOTAL	PS	MOOE	Fin. Exp	CO	Sub-Total														
1	2	3	4	5	6=(2+3+4+5)	7	8	9	10	11=(7+8+9+10)	12	13	14	15	16=(12+13+14+15)	17=(11+16)	18=(6+17)	19	20	21	22=(19+20+21)	23	24	25	26	27=(23+24+25+26)	28		
<b>CASH DISBURSEMENTS</b>																													
Notice of Cash Allocation (NCA)	2,166,026.72	1,695,791.65		67,150.69	3,928,969.06	-	60,580.44		4,682,931.07	4,743,511.51	-	-	-	-	-	4,743,511.51	8,672,480.57	-	-	-	-	2,166,026.72	1,756,372.09	-	-	4,750,081.76	8,672,480.57		
MDS Checks Issued	43,520.00	137,171.77		4,560.00	185,251.77	-	-	-	-	-	-	-	-	-	-	-	185,251.77	43,520.00	-	-	-	-	43,520.00	137,171.77	-	-	185,251.77		
Advice to Debit Account	2,122,506.72	1,558,619.88		62,590.69	3,743,717.29	-	60,580.44		4,682,931.07	4,743,511.51	-	-	-	-	-	4,743,511.51	8,487,228.80	-	-	-	-	2,122,506.72	1,619,200.32	-	-	4,745,521.76	8,487,228.80		
Notice of Cash Allocation (NTA)	-	-		-	-	-	-		-	-	-	-	-	-	-	-	-	-	-	-	-	-	-	-	-	-	-		
MDS Checks Issued	-	-		-	-	-	-		-	-	-	-	-	-	-	-	-	-	-	-	-	-	-	-	-	-	-		
Advice to Debit Account	-	-		-	-	-	-		-	-	-	-	-	-	-	-	-	-	-	-	-	-	-	-	-	-	-		
Working Fund For FAPs	-	-		-	-	-	-		-	-	-	-	-	-	-	-	-	-	-	-	-	-	-	-	-	-	-		
Cash Disbursement Ceiling (CDC)	-	-		-	-	-	-		-	-	-	-	-	-	-	-	-	-	-	-	-	-	-	-	-	-	-		
<b>TOTAL CASH DISBURSEMENTS</b>	<b>2,166,026.72</b>	<b>1,695,791.65</b>		<b>67,150.69</b>	<b>3,928,969.06</b>	-	<b>60,580.44</b>		<b>4,682,931.07</b>	<b>4,743,511.51</b>	-	-	-	-	-	<b>4,743,511.51</b>	<b>8,672,480.57</b>	-	-	-	-	<b>2,166,026.72</b>	<b>1,756,372.09</b>	-	-	<b>4,750,081.76</b>	<b>8,672,480.57</b>		
<b>NON-CASH DISBURSEMENTS</b>																													
Tax Remittance Advices Issued (TRA)	216,300.00	5,272.23		1,750.00	223,322.23	-	3,558.76		406,577.88	-	-	-	-	-	-	-	223,322.23	-	-	-	-	216,300.00	8,830.99	-	-	408,327.88	633,458.87		
Non-Cash Availment Authority (NCAA)	-	-		-	-	-	-		-	-	-	-	-	-	-	-	-	-	-	-	-	-	-	-	-	-	-		
Disbursement effected through outright deduction from claims (please specify...)	-	-		-	-	-	-		-	-	-	-	-	-	-	-	-	-	-	-	-	-	-	-	-	-	-		
Overpayment of expenses (e.g. personnel benefits)	-	-		-	-	-	-		-	-	-	-	-	-	-	-	-	-	-	-	-	-	-	-	-	-	-		
Restitution for loss of government property	-	-		-	-	-	-		-	-	-	-	-	-	-	-	-	-	-	-	-	-	-	-	-	-	-		
Liquidated Damages and similar claims	-	-		-	-	-	-		-	-	-	-	-	-	-	-	-	-	-	-	-	-	-	-	-	-	-		
Others (TEF, BTr Documentary Stamp Tax, etc.)	-	-		-	-	-	-		-	-	-	-	-	-	-	-	-	-	-	-	-	-	-	-	-	-	-		
<b>TOTAL NON-CASH DISBURSEMENTS</b>	<b>216,300.00</b>	<b>5,272.23</b>		<b>1,750.00</b>	<b>223,322.23</b>	-	<b>3,558.76</b>		<b>406,577.88</b>	<b>-</b>	<b>-</b>	<b>-</b>	<b>-</b>	<b>-</b>	<b>-</b>	<b>-</b>	<b>223,322.23</b>	<b>-</b>	<b>-</b>	<b>-</b>	<b>-</b>	<b>216,300.00</b>	<b>8,830.99</b>	<b>-</b>	<b>-</b>	<b>408,327.88</b>	<b>633,458.87</b>		
<b>GRAND TOTAL</b>	<b>2,382,326.72</b>	<b>1,701,063.88</b>		<b>68,900.69</b>	<b>4,152,291.29</b>	<b>-</b>	<b>64,139.20</b>	<b>-</b>	<b>5,089,508.95</b>	<b>4,743,511.51</b>	<b>-</b>	<b>-</b>	<b>-</b>	<b>-</b>	<b>-</b>	<b>4,743,511.51</b>	<b>8,895,802.80</b>	<b>-</b>	<b>-</b>	<b>-</b>	<b>-</b>	<b>2,382,326.72</b>	<b>1,765,203.08</b>	<b>-</b>	<b>-</b>	<b>5,158,409.64</b>	<b>9,305,939.44</b>		

SUMMARY:

	<u>Previous Months</u>	<u>This Month (March)</u>	<u>As of Date</u>		<u>Previous Months</u>	<u>This Month (Mar)</u>	<u>As of Date</u>
Total Disbursement Authorities Received	8,780,840.30	8,262,458.87	17,043,299.17	Total Disbursements Program	8,879,000.00	8,082,000.00	16,961,000.00
NCA	8,307,000.00	7,605,000.00	15,912,000.00	Less: * Actual Disbursements	7,737,309.76	9,305,939.44	17,043,249.20
NTA	-	24,000.00	24,000.00	(Over)/Under spending	<b>1,141,690.24</b>	<b>(1,223,939.44)</b>	<b>(82,249.20)</b>
Working Fund	-	-	-				
TRA	473,840.30	633,458.87	1,107,299.17				
CDC	-	-	-				
NCAA	-	-	-				
Others (CDT, BTr Docs Stamp, etc.)	-	-	-				
Less: Notice of Transfer Allocations (NTA)* issued	-	-	-				
<b>Total Disbursements Authorities Available</b>	<b>8,780,840.30</b>	<b>8,262,458.87</b>	<b>17,043,299.17</b>				
Less: Lapsed NCA	-	-	-				
Disbursements **	7,737,309.76	9,305,939.44	17,043,249.20				
Less: Other Non-Cash Disbursements	-	-	-				
Disbursements effected through outright deductions from c	-	-	-				
Overpayment of expenses (e.g. personnel benefits)	-	-	-				
Restitution of loss of government property	-	-	-				
Liquidated Damages and similar claims	-	-	-				
Others (TEF, BTr Documentary Stamp Tax, etc.)	-	-	-				
Add/Less: Adjustments (e.g. cancelled/staled checks)	-	-	-				
<b>Balance of Disbursements Authorities as of to date</b>	<b>1,043,530.54</b>	<b>(1,043,480.57)</b>	<b>49.97</b>				

Notes: The use of NTA is discouraged  
 \* Amounts should tally  
 \*\* Amounts should tally with the grand total disbursements (column 27)

Certified Correct: MELONIE M. FAJARILLO ACCOUNTANT II 04/01/2024  
 Recommending Approval by: MERJAMIE F. FALLAR FAD CHIEF-AC V 04/01/2024  
 Approved By: ROMEO C. ONGPOY, Jr. Director III 04/01/2024

**MONTHLY REPORT OF DISBURSEMENTS**  
For the month of March 2024


**Department** : Department of Science and Technology (DOST)  
**Agency/Entity** : Philippine Science High School  
**Operating Unit** : MIMAROPA Region Campus  
**Organization Code (UACS)** : 19 016 0900015  
**Fund Cluster** : 01 - Regular Agency Fund


Particulars	Current Year Budget					Prior Year's Budget											Trust Liabilities				Grand Total					Remarks		
	PS	MOOE	FinEx	CO	TOTAL	Prior Year's Accounts Payable					Current Year's Accounts Payable					SUB-TOTAL	TOTAL	PS	MOOE	CO	TOTAL	PS	MOOE	FinEx	CO		TOTAL	
						PS	MOOE	FinEx	CO	Sub-Total	PS	MOOE	FinEx	CO	Sub-Total													PS
1	2	3	4	5	6=(2+3+4+5)	7	8	9	10	11=(7+8+9+10)	12	13	14	15	16=(12+13+14+15)	17=(11+16)	18=(6+17)	19	20	21	22=(19+20+21)	23	24	25	26	27=(23+24+25+26)	28	
CASH DISBURSEMENTS	2,166,026.72	1,695,791.65	0.00	67,150.69	3,928,969.06	0.00	60,580.44	0.00	4,682,931.07	4,743,511.51	0.00	0.00	0.00	0.00	0.00	4,743,511.51	8,672,480.57	0.00	0.00	0.00	0.00	2,166,026.72	1,756,372.09	0.00	4,750,081.76	8,672,480.57		
Notice of Cash Allocation (NCA)	2,166,026.72	1,695,791.65	0.00	67,150.69	3,928,969.06	0.00	60,580.44	0.00	4,682,931.07	4,743,511.51	0.00	0.00	0.00	0.00	0.00	4,743,511.51	8,672,480.57	0.00	0.00	0.00	0.00	2,166,026.72	1,756,372.09	0.00	4,750,081.76	8,672,480.57		
MDS Checks Issued	43,520.00	137,171.77	0.00	4,560.00	185,251.77	0.00	0.00	0.00	0.00	0.00	0.00	0.00	0.00	0.00	0.00	0.00	185,251.77	0.00	0.00	0.00	0.00	43,520.00	137,171.77	0.00	4,560.00	185,251.77		
Advice to Debit Account	2,122,506.72	1,558,619.88	0.00	62,590.69	3,743,717.29	0.00	60,580.44	0.00	4,682,931.07	4,743,511.51	0.00	0.00	0.00	0.00	0.00	4,743,511.51	8,487,228.80	0.00	0.00	0.00	0.00	2,122,506.72	1,619,200.32	0.00	4,745,521.76	8,487,228.80		
Notice of Transfer Allocations (NTA)	0.00	0.00	0.00	0.00	0.00	0.00	0.00	0.00	0.00	0.00	0.00	0.00	0.00	0.00	0.00	0.00	0.00	0.00	0.00	0.00	0.00	0.00	0.00	0.00	0.00	0.00	0.00	
MDS Checks Issued	0.00	0.00	0.00	0.00	0.00	0.00	0.00	0.00	0.00	0.00	0.00	0.00	0.00	0.00	0.00	0.00	0.00	0.00	0.00	0.00	0.00	0.00	0.00	0.00	0.00	0.00	0.00	
Advice to Debit Account	0.00	0.00	0.00	0.00	0.00	0.00	0.00	0.00	0.00	0.00	0.00	0.00	0.00	0.00	0.00	0.00	0.00	0.00	0.00	0.00	0.00	0.00	0.00	0.00	0.00	0.00	0.00	
Working Fund for FAPs	0.00	0.00	0.00	0.00	0.00	0.00	0.00	0.00	0.00	0.00	0.00	0.00	0.00	0.00	0.00	0.00	0.00	0.00	0.00	0.00	0.00	0.00	0.00	0.00	0.00	0.00	0.00	
Cash Disbursement Ceiling (CDC)	0.00	0.00	0.00	0.00	0.00	0.00	0.00	0.00	0.00	0.00	0.00	0.00	0.00	0.00	0.00	0.00	0.00	0.00	0.00	0.00	0.00	0.00	0.00	0.00	0.00	0.00	0.00	
<b>TOTAL CASH DISBURSEMENTS</b>	<b>2,166,026.72</b>	<b>1,695,791.65</b>	<b>0.00</b>	<b>67,150.69</b>	<b>3,928,969.06</b>	<b>0.00</b>	<b>60,580.44</b>	<b>0.00</b>	<b>4,682,931.07</b>	<b>4,743,511.51</b>	<b>0.00</b>	<b>0.00</b>	<b>0.00</b>	<b>0.00</b>	<b>0.00</b>	<b>4,743,511.51</b>	<b>8,672,480.57</b>	<b>0.00</b>	<b>0.00</b>	<b>0.00</b>	<b>0.00</b>	<b>2,166,026.72</b>	<b>1,756,372.09</b>	<b>0.00</b>	<b>4,750,081.76</b>	<b>8,672,480.57</b>		
NON-CASH DISBURSEMENTS	216,300.00	5,272.23	0.00	1,750.00	223,322.23	0.00	3,558.76	0.00	406,577.88	410,136.64	0.00	0.00	0.00	0.00	0.00	410,136.64	633,458.87	0.00	0.00	0.00	0.00	216,300.00	8,830.99	0.00	408,327.88	633,458.87		
Tax Remittance Advices Issued (TRA)	216,300.00	5,272.23	0.00	1,750.00	223,322.23	0.00	3,558.76	0.00	406,577.88	410,136.64	0.00	0.00	0.00	0.00	0.00	410,136.64	633,458.87	0.00	0.00	0.00	0.00	216,300.00	8,830.99	0.00	408,327.88	633,458.87		
Non-Cash Availment Authority (NCAA)	0.00	0.00	0.00	0.00	0.00	0.00	0.00	0.00	0.00	0.00	0.00	0.00	0.00	0.00	0.00	0.00	0.00	0.00	0.00	0.00	0.00	0.00	0.00	0.00	0.00	0.00	0.00	
Disbursements effected through outright deductions from claims (please specify...)	0.00	0.00	0.00	0.00	0.00	0.00	0.00	0.00	0.00	0.00	0.00	0.00	0.00	0.00	0.00	0.00	0.00	0.00	0.00	0.00	0.00	0.00	0.00	0.00	0.00	0.00	0.00	
Overpayment of expenses(e.g. personnel benefits)	0.00	0.00	0.00	0.00	0.00	0.00	0.00	0.00	0.00	0.00	0.00	0.00	0.00	0.00	0.00	0.00	0.00	0.00	0.00	0.00	0.00	0.00	0.00	0.00	0.00	0.00	0.00	
Restitution for loss of government property	0.00	0.00	0.00	0.00	0.00	0.00	0.00	0.00	0.00	0.00	0.00	0.00	0.00	0.00	0.00	0.00	0.00	0.00	0.00	0.00	0.00	0.00	0.00	0.00	0.00	0.00	0.00	
Liquidated damages and similar claims	0.00	0.00	0.00	0.00	0.00	0.00	0.00	0.00	0.00	0.00	0.00	0.00	0.00	0.00	0.00	0.00	0.00	0.00	0.00	0.00	0.00	0.00	0.00	0.00	0.00	0.00	0.00	
Others (TEF, BTR-Documentary Stamp Tax, etc.)	0.00	0.00	0.00	0.00	0.00	0.00	0.00	0.00	0.00	0.00	0.00	0.00	0.00	0.00	0.00	0.00	0.00	0.00	0.00	0.00	0.00	0.00	0.00	0.00	0.00	0.00	0.00	
<b>TOTAL NON-CASH DISBURSEMENTS</b>	<b>216,300.00</b>	<b>5,272.23</b>	<b>0.00</b>	<b>1,750.00</b>	<b>223,322.23</b>	<b>0.00</b>	<b>3,558.76</b>	<b>0.00</b>	<b>406,577.88</b>	<b>410,136.64</b>	<b>0.00</b>	<b>0.00</b>	<b>0.00</b>	<b>0.00</b>	<b>0.00</b>	<b>410,136.64</b>	<b>633,458.87</b>	<b>0.00</b>	<b>0.00</b>	<b>0.00</b>	<b>0.00</b>	<b>216,300.00</b>	<b>8,830.99</b>	<b>0.00</b>	<b>408,327.88</b>	<b>633,458.87</b>		
<b>GRAND TOTAL</b>	<b>2,382,326.72</b>	<b>1,701,063.88</b>	<b>0.00</b>	<b>68,900.69</b>	<b>4,152,291.29</b>	<b>0.00</b>	<b>64,139.20</b>	<b>0.00</b>	<b>5,089,508.95</b>	<b>5,153,648.15</b>	<b>0.00</b>	<b>0.00</b>	<b>0.00</b>	<b>0.00</b>	<b>0.00</b>	<b>5,153,648.15</b>	<b>9,305,939.44</b>	<b>0.00</b>	<b>0.00</b>	<b>0.00</b>	<b>0.00</b>	<b>2,382,326.72</b>	<b>1,765,203.08</b>	<b>0.00</b>	<b>5,158,409.64</b>	<b>9,305,939.44</b>		


**SUMMARY**

Particulars (1)	Previous Report (2)	This Month (3)	As at Date (4)
Total Disbursement Authorities Received	8,780,840.30	8,262,458.87	17,043,299.17
NCA	8,307,000.00	7,605,000.00	15,912,000.00
NTA	0.00	24,000.00	24,000.00
Working Fund	0.00	0.00	0.00
TRA	473,840.30	633,458.87	1,107,299.17
CDC	0.00	0.00	0.00
NCAA	0.00	0.00	0.00
Less: Notice of Transfer of Allocations (NTA)* issued	0.00	0.00	0.00
Total Disbursement Authorities Available	8,780,840.30	8,262,458.87	17,043,299.17
Less:	0.00	0.00	0.00
Lapsed NCA	0.00	0.00	0.00
Disbursements	7,737,309.76	9,305,939.44	17,043,249.20
Less: Other Non-Cash Disbursements	0.00	0.00	0.00
Disbursements effected through outright deductions from claims	0.00	0.00	0.00
Overpayment of expenses(e.g. personnel benefits)	0.00	0.00	0.00
Restitution for loss of government property	0.00	0.00	0.00
Liquidated damages and similar claims	0.00	0.00	0.00
Others (e.g. TEF, BTR, Docs Stamp, etc.)	0.00	0.00	0.00
Add/Less: Adjustments (e.g. cancelled/staled checks)	0.00	0.00	0.00
Balance of Disbursement Authorities as at date	1,043,530.54	(1,043,480.57)	49.97
Total Disbursements Program	8,879,000.00	8,082,000.00	16,961,000.00
Less: *Actual Disbursements	7,737,309.76	9,305,939.44	17,043,249.20
(Over)/Under spending	1,141,690.24	(1,223,939.44)	(82,249.20)

Notes: \* The use of NTA is discouraged  
 Notes: \*\* Amounts should tally with the grand total disbursemt (column 27).

Certified Correct:  
  
 MELONIE M. FAJARILLO  
 Accountant II  
 Date: April 8, 2024 03:07 PM

Recommending Approval:  
  
 MERIAM F. FALLAR  
 FAD Chief  
 Date: April 8, 2024 03:48 PM

Approved By:  
  
 ROMEO C. ONGPO, JR.  
 Campus Director  
 Date: April 9, 2024 01:17 PM