

STATEMENT OF APPROPRIATIONS, ALLOTMENTS, OBLIGATIONS, DISBURSEMENTS AND BALANCES

As of April 30, 2023

Department: Department of Science and Technology
 Agency: PHILIPPINE SCIENCE HIGH SCHOOL - MIMAROPA Region Campus

Particulars	UACS CODE	Appropriations			Allotments					Obligations	Disbursements	Balances				
		Authorized Appropriation	Adjustments (Transfer To) From, Realignment)	Adjusted Appropriations	Allotments Received	Adjustments (Withdrawal, Realignments)	Transfer To	Transfer From	Adjusted Total Allotments			Unreleased Appropriation	Unobligated Allotment	Unpaid Obligations		
I. CURRENT YEAR BUDGET/APPROPRIATIONS																
A. AGENCY SPECIFIC BUDGET		138,218,000.00	4,700.00	138,222,700.00	134,037,000.00	0.00	0.00	4,700.00	134,041,700.00	22,864,861.06	4,668.82	4,181,000.00	111,176,838.94	22,860,192.24		
General Administration and Support		4,081,000.00	4,700.00	4,085,700.00	0.00	0.00	0.00	4,700.00	4,700.00	4,668.82	4,668.82	4,081,000.00	31.18	0.00		
General Management and Supervision		0.00	4,700.00	4,700.00	0.00	0.00	0.00	4,700.00	4,700.00	4,668.82	4,668.82	0.00	31.18	0.00		
Maintenance & Other Operating Expenses	50200000 00		4,700.00	4,700.00				4,700.00	4,700.00	4,668.82	4,668.82	0.00	31.18	0.00		
Administration of Personnel Benefits		4,081,000.00	0.00	4,081,000.00	0.00	0.00	0.00	0.00	0.00	0.00	0.00	4,081,000.00	0.00	0.00		
Personnel Services	50100000 00	4,081,000.00		4,081,000.00					0.00	0.00	0.00	4,081,000.00	0.00	0.00		
OPERATIONS																
OO : Increased Competitiveness of Filipinos in Science and Engineering																
I. STEM Secondary Education on Scholarship Basis Program		59,137,000.00	0.00	59,137,000.00	59,037,000.00	0.00	0.00	0.00	59,037,000.00	18,574,396.44	0.00	100,000.00	40,462,603.56	18,574,396.44		
a. Operation of School Campuses		59,137,000.00	-	59,137,000.00	59,037,000.00	-	-	-	59,037,000.00	18,574,396.44	0.00	100,000.00	40,462,603.56	18,574,396.44		
Personnel Services	50100000 00	33,123,000.00		33,123,000.00	33,123,000.00				33,123,000.00	8,878,950.70			24,244,049.30	8,878,950.70		
Maintenance & Other Operating Expenses	50200000 00	25,914,000.00		25,914,000.00	25,914,000.00				25,914,000.00	9,695,445.74			16,218,554.26	9,695,445.74		
Capital Outlays	50600000 00	100,000.00		100,000.00					0.00	0.00	0.00	100,000.00	0.00	0.00		
B. Locally-Funded Projects		75,000,000.00	0.00	75,000,000.00	75,000,000.00	-	-	-	75,000,000.00	4,285,795.80	0.00	-	70,714,204.20	4,285,795.80		
Capital Outlays	50600000 00	75,000,000.00		75,000,000.00	75,000,000.00				75,000,000.00	4,285,795.80			70,714,204.20	4,285,795.80		
C. AUTOMATIC APPROPRIATIONS		2,525,000.00	0.00	2,525,000.00	2,525,000.00	-	-	-	2,525,000.00	687,686.21	0.00	-	1,837,313.79	687,686.21		
Retirement and Life Insurance Premium																
Personnel Services		2,525,000.00		2,525,000.00	2,525,000.00				2,525,000.00	687,686.21			1,837,313.79	687,686.21		
TOTAL CURRENT YEAR BUDGET/APPROPRIATIONS		140,743,000.00	4,700.00	140,747,700.00	136,562,000.00	-	-	4,700.00	136,566,700.00	23,552,547.27	4,668.82	4,181,000.00	113,014,152.73	23,547,878.45		
PS		39,729,000.00	0.00	39,729,000.00	35,648,000.00	0.00	0.00	0.00	35,648,000.00	9,566,636.91	0.00	4,081,000.00	26,081,363.09	9,566,636.91		
MOOE		25,914,000.00	4,700.00	25,918,700.00	25,914,000.00	0.00	0.00	4,700.00	25,918,700.00	9,700,114.56	4,668.82	0.00	16,218,585.44	9,695,445.74		
FinEX		75,100,000.00	0.00	75,100,000.00	75,000,000.00	0.00	0.00	0.00	75,000,000.00	4,285,795.80	0.00	100,000.00	70,714,204.20	4,285,795.80		

Prepared by:


MARIGEN R. FRONDA
 Administrative Officer IV/Budget Officer II

In Coordination with:


MELONIE M. FAJARILLO
 Accountant II

Approved by:


ROMEO C. ONGPOY, JR.
 Director III

STATEMENT OF APPROPRIATIONS, ALLOTMENTS, OBLIGATIONS, DISBURSEMENTS AND BALANCES
As of April 30, 2023

Department: Department of Science and Technology
Agency: PHILIPPINE SCIENCE HIGH SCHOOL - MIMAROPA Region Campus

Particulars	UACS CODE	Appropriations			Allotments					Obligations	Disbursements	Balances		
		Authorized Appropriation	Adjustments (Transfer (To) From, Realignment)	Adjusted Appropriations	Allotments Received	Adjustments (Withdrawal, Realignments)	Transfer To	Transfer From	Adjusted Total Allotments			Unreleased Appropriation	Unobligated Allotment	Unpaid Obligations
I. CONTINUING YEAR BUDGET/APPROPRIATIONS														
A. AGENCY SPECIFIC BUDGET														
		1,662,883.24	0.00	1,662,883.24	1,662,883.24	0.00	0.00	0.00	1,662,883.24	1,039,465.62	0.00	0.00	623,417.62	1,039,465.62
General Administration and Support		7,152.00	0.00	7,152.00	7,152.00	0.00	0.00	0.00	7,152.00	0.00	0.00	0.00	7,152.00	0.00
General Management and Supervision		7,152.00	0.00	7,152.00	7,152.00	0.00	0.00	0.00	7,152.00	0.00	0.00	0.00	7,152.00	0.00
Maintenance & Other Operating Expenses	50200000 00	7,152.00		7,152.00	7,152.00				7,152.00			0.00	7,152.00	0.00
OPERATIONS														
OO : Increased Competitiveness of Filipinos in Science and Engineering														
I. STEM Secondary Education on Scholarship Basis Program														
		1,019,965.62	0.00	1,019,965.62	1,019,965.62	0.00	0.00	0.00	1,019,965.62	1,019,965.62	0.00	0.00	0.00	1,019,965.62
a. Operation of School Campuses														
		1,019,965.62	-	1,019,965.62	1,019,965.62	-	-	-	1,019,965.62	1,019,965.62	0.00	0.00	0.00	1,019,965.62
Personnel Services	50100000 00			0.00					0.00		0.00		0.00	0.00
Maintenance & Other Operating Expenses	50200000 00	1,019,965.62		1,019,965.62	1,019,965.62				1,019,965.62	1,019,965.62			0.00	1,019,965.62
Capital Outlays	50600000 00			0.00					0.00		0.00	0.00	0.00	0.00
II. STEM Promotion Program														
		117,251.84	0.00	117,251.84	117,251.84	-	-	0.00	117,251.84	19,500.00	0.00	-	97,751.84	19,500.00
a. National Competitive Examination														
		117,251.84	0.00	117,251.84	117,251.84	-	-	0.00	117,251.84	19,500.00	0.00	-	97,751.84	19,500.00
Personnel Services	50100000 00			0.00					0.00	-	0.00		0.00	0.00
Maintenance & Other Operating Expenses	50200000 00	117,251.84		117,251.84	117,251.84				117,251.84	19,500.00			97,751.84	19,500.00
B. Locally-Funded Projects														
		518,513.78	0.00	518,513.78	518,513.78	-	-	-	518,513.78	0.00	0.00	-	518,513.78	-
Capital Outlays	50600000 00	518,513.78		518,513.78	518,513.78				518,513.78				518,513.78	0.00
C. AUTOMATIC APPROPRIATIONS														
		0.00	0.00	0.00	0.00	-	-	-	0.00	0.00	0.00	-	0.00	-
Retirement and Life Insurance Premium														
Personnel Services				0.00					0.00		0.00		0.00	0.00
TOTAL CURRENT YEAR BUDGET/APPROPRIATIONS		1,662,883.24	0.00	1,662,883.24	1,662,883.24	-	-	0.00	1,662,883.24	1,039,465.62	0.00	0.00	623,417.62	1,039,465.62
PS		0.00	0.00	0.00	0.00	0.00	0.00	0.00	0.00	0.00	0.00	0.00	0.00	0.00
MOOE		1,027,117.62	0.00	1,027,117.62	1,027,117.62	0.00	0.00	0.00	1,027,117.62	1,019,965.62	0.00	0.00	7,152.00	1,019,965.62
FinEX		518,513.78	0.00	518,513.78	518,513.78	0.00	0.00	0.00	518,513.78	0.00	0.00	0.00	518,513.78	0.00

Prepared by:


MARIGEN F. FRONDA
Administrative Officer IV/Budget Officer II

In Coordination with:


MELONIE M. FAJARILLO
Accountant II

Approved by:


ROMEO C. ONGPOY, JR.
Director III

STATEMENT OF APPROPRIATIONS, ALLOTMENTS, OBLIGATIONS, DISBURSEMENTS AND BALANCES
As of May 31, 2023

Department: Department of Science and Technology
Agency: PHILIPPINE SCIENCE HIGH SCHOOL - MIMAROPA Region Campus

Particulars	UACS CODE	Appropriations			Allotments					Obligations	Disbursements	Balances		
		Authorized Appropriation	Adjustments (Transfer (To) From, Realignment)	Adjusted Appropriations	Allotments Received	Adjustments (Withdrawal, Realignments)	Transfer To	Transfer From	Adjusted Total Allotments			Unreleased Appropriation	Unobligated Allotment	Unpaid Obligations
I. CURRENT YEAR BUDGET/APPROPRIATIONS														
A. AGENCY SPECIFIC BUDGET														
		138,218,000.00	4,700.00	138,222,700.00	134,037,000.00	0.00	0.00	4,700.00	134,041,700.00	29,210,725.60	4,668.82	4,181,000.00	104,830,974.40	29,206,056.78
General Administration and Support		4,081,000.00	4,700.00	4,085,700.00	0.00	0.00	0.00	4,700.00	4,700.00	4,668.82	4,668.82	4,081,000.00	31.18	0.00
General Management and Supervision		0.00	4,700.00	4,700.00	0.00	0.00	0.00	4,700.00	4,700.00	4,668.82	4,668.82	0.00	31.18	0.00
Maintenance & Other Operating Expenses	50200000 00		4,700.00	4,700.00				4,700.00	4,700.00	4,668.82	4,668.82	0.00	31.18	0.00
Administration of Personnel Benefits		4,081,000.00	0.00	4,081,000.00	0.00	0.00	0.00	0.00	0.00	0.00	0.00	4,081,000.00	0.00	0.00
Personnel Services	50100000 00	4,081,000.00		4,081,000.00					0.00	0.00	0.00	4,081,000.00	0.00	0.00
OPERATIONS														
OO : Increased Competitiveness of Filipinos in Science and Engineering														
I. STEM Secondary Education on Scholarship Basis Program														
		59,137,000.00	0.00	59,137,000.00	59,037,000.00	0.00	0.00	0.00	59,037,000.00	24,798,354.65	0.00	100,000.00	34,238,645.35	24,798,354.65
a. Operation of School Campuses														
		59,137,000.00	-	59,137,000.00	59,037,000.00	-	-	-	59,037,000.00	24,798,354.65	0.00	100,000.00	34,238,645.35	24,798,354.65
Personnel Services	50100000 00	33,123,000.00		33,123,000.00	33,123,000.00				33,123,000.00	12,787,089.23			20,335,910.77	12,787,089.23
Maintenance & Other Operating Expenses	50200000 00	25,914,000.00		25,914,000.00	25,914,000.00				25,914,000.00	12,011,265.42			13,902,734.58	12,011,265.42
Capital Outlays	50600000 00	100,000.00		100,000.00					0.00	0.00	0.00	100,000.00	0.00	0.00
B. Locally-Funded Projects														
		75,000,000.00	0.00	75,000,000.00	75,000,000.00	-	-	-	75,000,000.00	4,407,702.13	0.00	-	70,592,297.87	4,407,702.13
Capital Outlays	50600000 00	75,000,000.00		75,000,000.00	75,000,000.00				75,000,000.00	4,407,702.13			70,592,297.87	4,407,702.13
C. AUTOMATIC APPROPRIATIONS														
Retirement and Life Insurance Premium		2,525,000.00	0.00	2,525,000.00	2,525,000.00	-	-	-	2,525,000.00	929,634.89	0.00	-	1,595,365.11	929,634.89
Personnel Services		2,525,000.00		2,525,000.00	2,525,000.00				2,525,000.00	929,634.89			1,595,365.11	929,634.89
TOTAL CURRENT YEAR BUDGET/APPROPRIATIONS		140,743,000.00	4,700.00	140,747,700.00	136,562,000.00	-	-	4,700.00	136,566,700.00	30,140,360.49	4,668.82	4,181,000.00	106,426,339.51	30,135,691.67
PS		39,729,000.00	0.00	39,729,000.00	35,648,000.00	0.00	0.00	0.00	35,648,000.00	13,716,724.12	0.00	4,081,000.00	21,931,275.88	13,716,724.12
MOOE		25,914,000.00	4,700.00	25,918,700.00	25,914,000.00	0.00	0.00	4,700.00	25,918,700.00	12,015,934.24	4,668.82	0.00	13,902,765.76	12,011,265.42
FinEX		75,100,000.00	0.00	75,100,000.00	75,000,000.00	0.00	0.00	0.00	75,000,000.00	4,407,702.13	0.00	100,000.00	70,592,297.87	4,407,702.13


Prepared by:

In Coordination with:

Approved by:


MARIGEN F. FRONDA
Administrative Officer IV/Budget Officer II


MELONIE M. FAJARILLO
Accountant II


ROMEO C. ONGPOY, JR.
Director III

STATEMENT OF APPROPRIATIONS, ALLOTMENTS, OBLIGATIONS, DISBURSEMENTS AND BALANCES
As of May 31, 2023

Department: Department of Science and Technology
Agency: PHILIPPINE SCIENCE HIGH SCHOOL - MIMAROPA Region Campus

Particulars	UACS CODE	Appropriations			Allotments					Obligations	Disbursements	Balances		
		Authorized Appropriation	Adjustments (Transfer To) From, Realignment)	Adjusted Appropriations	Allotments Received	Adjustments (Withdrawal, Realignments)	Transfer To	Transfer From	Adjusted Total Allotments			Unreleased Appropriation	Unobligated Allotment	Unpaid Obligations
I. CONTINUING YEAR BUDGET/APPROPRIATIONS														
A. AGENCY SPECIFIC BUDGET		1,662,883.24	0.00	1,662,883.24	1,662,883.24	0.00	0.00	0.00	1,662,883.24	1,045,938.50	0.00	0.00	616,944.74	1,045,938.50
General Administration and Support		7,152.00	0.00	7,152.00	7,152.00	0.00	0.00	0.00	7,152.00	7,152.00	0.00	0.00	0.00	7,152.00
General Management and Supervision		7,152.00	0.00	7,152.00	7,152.00	0.00	0.00	0.00	7,152.00	7,152.00	0.00	0.00	0.00	7,152.00
Maintenance & Other Operating Expenses	50200000 00	7,152.00		7,152.00	7,152.00				7,152.00	7,152.00		0.00	0.00	7,152.00
OPERATIONS														
OO : Increased Competitiveness of Filipinos in Science and Engineering														
I. STEM Secondary Education on Scholarship Basis Program		1,019,965.62	0.00	1,019,965.62	1,019,965.62	0.00	0.00	0.00	1,019,965.62	1,019,286.50	0.00	0.00	679.12	1,019,286.50
a. Operation of School Campuses		1,019,965.62	-	1,019,965.62	1,019,965.62	-	-	-	1,019,965.62	1,019,286.50	0.00	0.00	679.12	1,019,286.50
Personnel Services	50100000 00			0.00					0.00		0.00		0.00	0.00
Maintenance & Other Operating Expenses	50200000 00	1,019,965.62		1,019,965.62	1,019,965.62				1,019,965.62	1,019,286.50			679.12	1,019,286.50
Capital Outlays	50600000 00			0.00					0.00		0.00	0.00	0.00	0.00
II. STEM Promotion Program		117,251.84	0.00	117,251.84	117,251.84	-	-	0.00	117,251.84	19,500.00	0.00	-	97,751.84	19,500.00
a. National Competitive Examination		117,251.84	0.00	117,251.84	117,251.84	-	-	0.00	117,251.84	19,500.00	0.00	-	97,751.84	19,500.00
Personnel Services	50100000 00			0.00					0.00	-	0.00		0.00	0.00
Maintenance & Other Operating Expenses	50200000 00	117,251.84		117,251.84	117,251.84				117,251.84	19,500.00			97,751.84	19,500.00
B. Locally-Funded Projects		518,513.78	0.00	518,513.78	518,513.78	-	-	-	518,513.78	0.00	0.00	-	518,513.78	-
Capital Outlays	50600000 00	518,513.78		518,513.78	518,513.78				518,513.78	0.00			518,513.78	0.00
C. AUTOMATIC APPROPRIATIONS														
Retirement and Life Insurance Premium		0.00	0.00	0.00	0.00	-	-	-	0.00	0.00	0.00	-	0.00	-
Personnel Services				0.00					0.00		0.00		0.00	0.00
TOTAL CURRENT YEAR BUDGET/APPROPRIATIONS		1,662,883.24	0.00	1,662,883.24	1,662,883.24	-	-	0.00	1,662,883.24	1,045,938.50	0.00	0.00	616,944.74	1,045,938.50
PS		0.00	0.00	0.00	0.00	0.00	0.00	0.00	0.00	0.00	0.00	0.00	0.00	0.00
MOOE		1,027,117.62	0.00	1,027,117.62	1,027,117.62	0.00	0.00	0.00	1,027,117.62	1,045,938.50	0.00	0.00	679.12	1,026,438.50
FinEX		518,513.78	0.00	518,513.78	518,513.78	0.00	0.00	0.00	518,513.78	0.00	0.00	0.00	518,513.78	0.00

Prepared by:


MARIGEN F. FRONDA
Administrative Officer IV/Budget Officer II

In Coordination with:


MELONIE M. FAJARILLO
Accountant II

Approved by:


ROMEO C. ONGPOY, JR.
Director III

STATEMENT OF APPROPRIATIONS, ALLOTMENTS, OBLIGATIONS, DISBURSEMENTS AND BALANCES
As of June 30, 2023

Department: Department of Science and Technology
Agency: PHILIPPINE SCIENCE HIGH SCHOOL - MIMAROPA Region Campus

Particulars	UACS CODE	Appropriations			Allotments				Obligations	Disbursements	Balances			
		Authorized Appropriation	Adjustments (Transfer To/From, Indigents)	Adjusted Appropriations	Allotments Received	Adjustments (Withdrawal, Realignments)	Transfer To	Transfer From			Adjusted Total Allotments	Unreleased Appropriation	Unobligated Allotment	Unpaid Obligations
CURRENT YEAR BUDGET APPROPRIATIONS		138,218,000.00	27,300.00	138,245,300.00	134,027,000.00	0.00	0.00	27,300.00	134,064,300.00	35,712,683.72	32,878,817.40	4,181,000.00	98,351,616.28	2,835,866.52
A. AGENCY SPECIFIC BUDGET														
General Administration and Support		4,681,000.00	4,700.00	4,685,700.00	0.00	0.00	0.00	4,700.00	4,700.00	4,668.82	4,668.82	4,681,000.00	31.18	0.00
General Measurement and Supervision		0.00	4,700.00	4,700.00	0.00	0.00	0.00	4,700.00	4,700.00	4,668.82	4,668.82	0.00	31.18	0.00
Maintenance & Other Operating Expenses	60200000.00		4,700.00	4,700.00				4,700.00	4,700.00	4,668.82	4,668.82	0.00	31.18	0.00
Administration of Personnel Benefits		4,681,000.00	0.00	4,681,000.00	0.00	0.00	0.00	0.00	0.00	0.00	4,681,000.00	0.00	0.00	0.00
Personal Services	60100000.00	4,681,000.00		4,681,000.00				0.00	0.00	0.00	4,681,000.00	0.00	0.00	0.00
OPERATIONS														
OD - Increased Competitiveness of Filijinos in Science and Engineering														
L. STEM Secondary Education on Scholarship Basis Program		59,137,000.00	0.00	59,137,000.00	59,037,000.00	0.00	0.00	0.00	59,037,000.00	30,852,820.00	29,125,888.44	100,000.00	28,184,174.00	1,726,827.56
Operation of School Campuses		59,137,000.00		59,137,000.00	59,037,000.00				59,037,000.00	30,852,820.00	29,125,888.44	100,000.00	28,184,174.00	1,726,827.56
Personal Services	60100000.00	33,123,000.00		33,123,000.00	33,123,000.00				33,123,000.00	18,762,968.01	18,188,475.80		16,360,031.99	574,822.21
Maintenance & Other Operating Expenses	60200000.00	25,914,000.00		25,914,000.00	25,914,000.00				25,914,000.00	14,089,857.89	12,937,412.64		11,824,142.01	1,162,445.35
Capital Outlays	60400000.00	100,000.00		100,000.00					0.00	0.00	100,000.00	0.00	0.00	0.00
M. STEM Promotion Program		0.00	22,600.00	22,600.00	-	-	-	22,600.00	22,600.00	22,600.00	22,600.00	-	0.00	-
National Competitive Examination		0.00	0.00	0.00	-	-	-	0.00	0.00	0.00	0.00	-	0.00	-
Maintenance & Other Operating Expenses	60200000.00		0.00	0.00				0.00	0.00	-	0.00	-	0.00	0.00
N. STEM Promotional Activities		0.00	22,600.00	22,600.00	0.00	0.00	0.00	22,600.00	22,600.00	22,600.00	22,600.00	-	0.00	-
Maintenance & Other Operating Expenses	60200000.00		22,600.00	22,600.00				22,600.00	22,600.00	22,600.00	22,600.00	-	0.00	0.00
O. Locally Funded Projects		75,000,000.00	0.00	75,000,000.00	75,000,000.00	-	-	-	75,000,000.00	4,832,588.90	3,723,660.14	-	70,187,411.10	1,108,928.76
Capital Outlays	60400000.00	75,000,000.00		75,000,000.00	75,000,000.00				75,000,000.00	4,832,588.90	3,723,660.14		70,187,411.10	1,108,928.76
C. SPECIAL PURPOSE FUNDS		0.00	823,631.00	823,631.00	823,631.00	-	-	-	823,631.00	823,631.00	861,393.22	-	0.00	22,238.78
Miscellaneous Personnel Benefits Fund		0.00	823,631.00	823,631.00	823,631.00				823,631.00	823,631.00	861,393.22		0.00	22,238.78
Personal Services			823,631.00	823,631.00	823,631.00				823,631.00	823,631.00	861,393.22		0.00	22,238.78
C. AUTOMATIC APPROPRIATIONS		2,826,000.00	0.00	2,826,000.00	2,826,000.00	-	-	-	2,826,000.00	1,413,532.25	1,171,583.87	-	1,111,467.75	241,848.68
Retirement and Life Insurance Premium		2,826,000.00		2,826,000.00	2,826,000.00				2,826,000.00	1,413,532.25	1,171,583.87		1,111,467.75	241,848.68
Personal Services														
TOTAL CURRENT YEAR BUDGET APPROPRIATIONS		160,743,000.00	850,931.00	161,593,931.00	157,388,631.00	-	-	27,300.00	157,412,931.00	37,848,846.92	34,849,793.19	4,181,000.00	99,463,084.03	3,100,653.78
PS		39,729,000.00	823,631.00	40,552,631.00	38,471,831.00	0.00	0.00	0.00	38,471,831.00	19,000,131.26	18,181,451.89	4,681,000.00	17,471,459.74	838,679.67
MOE		25,914,000.00	27,300.00	25,941,300.00	25,914,000.00	0.00	0.00	27,300.00	25,941,300.00	14,117,126.81	12,884,681.44	0.00	13,824,175.19	1,182,445.35
OD		75,100,000.00	0.00	75,100,000.00	75,000,000.00	0.00	0.00	0.00	75,000,000.00	4,832,588.90	3,723,660.14	100,000.00	70,187,411.10	1,108,928.76

Prepared by:

In Coordination with:

Approved by:


MELONE M. TAJARRILLO
Accountant II


MELONE M. TAJARRILLO
Accountant II


REME C. ONGPO, JR.
Director II

STATEMENT OF APPROPRIATIONS, ALLOTMENTS, OBLIGATIONS, DISBURSEMENTS AND BALANCES
As of June 30, 2023

Department: Department of Science and Technology
Agency: PHILIPPINE SCIENCE HIGH SCHOOL - MIMAROPA Region Campus

Particulars	UACS CODE	Appropriations			Allotments					Obligations	Disbursements	Balances			
		Authorized Appropriation	Adjustments (Transfer To) From, Realignment)	Adjusted Appropriations	Allotments Received	Adjustments (Withdrawal, Realignments)	Transfer To	Transfer From	Adjusted Total Allotments			Unreleased Appropriation	Unobligated Allotment	Unpaid Obligations	
I. CONTINUING YEAR BUDGET/APPROPRIATIONS															
A. AGENCY SPECIFIC BUDGET		1,662,883.24	0.00	1,662,883.24	1,662,883.24	0.00	0.00	0.00	1,662,883.24	1,565,131.40	773,454.02	0.00	97,751.84	791,677.38	
General Administration and Support		7,152.00	0.00	7,152.00	7,152.00	0.00	0.00	0.00	7,152.00	7,152.00	7,152.00	0.00	0.00	0.00	
General Management and Supervision		7,152.00	0.00	7,152.00	7,152.00	0.00	0.00	0.00	7,152.00	7,152.00	7,152.00	0.00	0.00	0.00	
Maintenance & Other Operating Expenses	50200000 00	7,152.00		7,152.00	7,152.00				7,152.00	7,152.00	7,152.00	0.00	0.00	0.00	
OPERATIONS															
OO : Increased Competitiveness of Filipinos in Science and Engineering															
I. STEM Secondary Education on Scholarship Basis Program		1,019,965.62	0.00	1,019,965.62	1,019,965.62	0.00	0.00	0.00	1,019,965.62	1,019,965.62	746,802.02	0.00	0.00	273,163.60	
a. Operation of School Campuses		1,019,965.62	-	1,019,965.62	1,019,965.62	-	-	-	1,019,965.62	1,019,965.62	746,802.02	0.00	0.00	273,163.60	
Personnel Services	50100000 00			0.00					0.00		0.00		0.00	0.00	
Maintenance & Other Operating Expenses	50200000 00	1,019,965.62		1,019,965.62	1,019,965.62				1,019,965.62	1,019,965.62	746,802.02		0.00	273,163.60	
Capital Outlays	50600000 00			0.00					0.00		0.00	0.00	0.00	0.00	
II. STEM Promotion Program		117,251.84	0.00	117,251.84	117,251.84	-	-	0.00	117,251.84	19,500.00	19,500.00	-	97,751.84	-	
a. National Competitive Examination		117,251.84	0.00	117,251.84	117,251.84	-	-	0.00	117,251.84	19,500.00	19,500.00	-	97,751.84	-	
Personnel Services	50100000 00			0.00					0.00	-	0.00		0.00	-	
Maintenance & Other Operating Expenses	50200000 00	117,251.84		117,251.84	117,251.84				117,251.84	19,500.00	19,500.00		97,751.84	0.00	
B. Locally-Funded Projects		518,513.78	0.00	518,513.78	518,513.78	-	-	-	518,513.78	518,513.78	0.00	-	0.00	518,513.78	
Capital Outlays	50600000 00	518,513.78		518,513.78	518,513.78				518,513.78	518,513.78			0.00	518,513.78	
C. AUTOMATIC APPROPRIATIONS		0.00	0.00	0.00	0.00	-	-	-	0.00	0.00	0.00	-	0.00	-	
Retirement and Life Insurance Premium															
Personnel Services				0.00					0.00		0.00		0.00	0.00	
TOTAL CURRENT YEAR BUDGET/APPROPRIATIONS		1,662,883.24	0.00	1,662,883.24	1,662,883.24	-	-	0.00	1,662,883.24	1,565,131.40	773,454.02	0.00	97,751.84	791,677.38	
PS		0.00	0.00	0.00	0.00	0.00	0.00	0.00	0.00	0.00	0.00	0.00	0.00	0.00	
MOOE		1,027,117.62	0.00	1,027,117.62	1,027,117.62	0.00	0.00	0.00	1,027,117.62	1,046,617.62	773,454.02	0.00	97,751.84	273,163.60	
FinEX		518,513.78	0.00	518,513.78	518,513.78	0.00	0.00	0.00	518,513.78	518,513.78	0.00	0.00	0.00	518,513.78	

Prepared by:

In Coordination with:

Approved by:


MARICEL F. FRONDA
Administrative Officer IV/Budget Officer II


MELONIE M. FAJARILLO
Accountant II


ROMEO C. ONGPOY, JR.
Director III

STATEMENT OF APPROPRIATIONS, ALLOTMENTS, OBLIGATIONS, DISBURSEMENTS AND BALANCES
As of July 31, 2023

Department: Department of Science and Technology
Agency: PHILIPPINE SCIENCE HIGH SCHOOL - MIMAROPA Region Campus

Particulars	UACS CODE	Appropriations			Allotments					Obligations	Disbursements	Balances		
		Authorized Appropriation	Adjustments (Transfer (To) From, Realignment)	Adjusted Appropriations	Allotments Received	Adjustments (Withdrawal, Realignments)	Transfer To	Transfer From	Adjusted Total Allotments			Unreleased Appropriation	Unobligated Allotment	Unpaid Obligations
I. CURRENT YEAR BUDGET/APPROPRIATIONS														
A. AGENCY SPECIFIC BUDGET		138,218,000.00	327,300.00	138,545,300.00	134,037,000.00	0.00	0.00	327,300.00	134,364,300.00	39,502,448.18	37,036,874.40	4,181,000.00	94,861,851.82	2,465,573.78
General Administration and Support		4,081,000.00	4,700.00	4,085,700.00	0.00	0.00	0.00	4,700.00	4,700.00	4,668.82	4,668.82	4,081,000.00	31.18	0.00
General Management and Supervision		0.00	4,700.00	4,700.00	0.00	0.00	0.00	4,700.00	4,700.00	4,668.82	4,668.82	0.00	31.18	0.00
Maintenance & Other Operating Expenses		50200000 00	4,700.00	4,700.00				4,700.00	4,700.00	4,668.82	4,668.82	0.00	31.18	0.00
Administration of Personnel Benefits		4,081,000.00	0.00	4,081,000.00	0.00	0.00	0.00	0.00	0.00	0.00	0.00	4,081,000.00	0.00	0.00
Personnel Services		50100000 00	4,081,000.00	4,081,000.00					0.00	0.00	0.00	4,081,000.00	0.00	0.00
OPERATIONS														
OO : Increased Competitiveness of Filipinos in Science and Engineering														
I. STEM Secondary Education on Scholarship Basis Program		59,137,000.00	0.00	59,137,000.00	59,037,000.00	0.00	0.00	0.00	59,037,000.00	34,577,358.45	33,285,945.44	100,000.00	24,459,641.55	1,291,413.01
a. Operation of School Campuses		59,137,000.00	-	59,137,000.00	59,037,000.00	-	-	-	59,037,000.00	34,577,358.45	33,285,945.44	100,000.00	24,459,641.55	1,291,413.01
Personnel Services		50100000 00	33,123,000.00	33,123,000.00	33,123,000.00				33,123,000.00	19,707,494.31	19,574,891.33		13,415,505.69	132,602.98
Maintenance & Other Operating Expenses		50200000 00	25,914,000.00	25,914,000.00	25,914,000.00				25,914,000.00	14,869,864.14	13,711,054.11		11,044,135.86	1,158,810.03
Capital Outlays		50600000 00	100,000.00	100,000.00					0.00	0.00	0.00	100,000.00	0.00	0.00
II. STEM Promotion Program		0.00	322,600.00	322,600.00	-	-	-	322,600.00	322,600.00	22,600.00	22,600.00	-	300,000.00	-
a. National Competitive Examination		0.00	322,600.00	322,600.00	-	-	-	322,600.00	322,600.00	22,600.00	22,600.00	-	300,000.00	-
Maintenance & Other Operating Expenses		50200000 00	322,600.00	322,600.00				322,600.00	322,600.00	22,600.00	22,600.00		300,000.00	0.00
b. STEM Promotional Activities		0.00	0.00	0.00	0.00	0.00	0.00	0.00	0.00	0.00	0.00	-	0.00	-
Maintenance & Other Operating Expenses		50200000 00		0.00					0.00				0.00	0.00
B. Locally-Funded Projects		75,000,000.00	0.00	75,000,000.00	75,000,000.00	-	-	-	75,000,000.00	4,897,820.91	3,723,660.14	-	70,102,179.09	1,174,160.77
Capital Outlays		50600000 00	75,000,000.00	75,000,000.00	75,000,000.00				75,000,000.00	4,897,820.91	3,723,660.14		70,102,179.09	1,174,160.77
C. SPECIAL PURPOSE FUNDS		0.00	823,631.00	823,631.00	0.00	823,631.00	-	-	823,631.00	823,631.00	809,662.95	-	0.00	13,968.05
Miscellaneous Personnel Benefits Fund														
Personnel Services			823,631.00	823,631.00		823,631.00			823,631.00	823,631.00	809,662.95		0.00	13,968.05
C. AUTOMATIC APPROPRIATIONS		2,525,000.00	0.00	2,525,000.00	2,525,000.00	-	-	-	2,525,000.00	1,655,575.20	1,655,575.20	-	869,424.80	-
Retirement and Life Insurance Premium														
Personnel Services			2,525,000.00	2,525,000.00	2,525,000.00				2,525,000.00	1,655,575.20	1,655,575.20		869,424.80	0.00
TOTAL CURRENT YEAR BUDGET/APPROPRIATIONS		140,743,000.00	1,150,931.00	141,893,931.00	136,562,000.00	823,631.00	-	327,300.00	137,712,931.00	41,981,654.38	39,502,112.55	4,181,000.00	95,731,276.62	2,479,541.83
PS			39,729,000.00	823,631.00	40,552,631.00	35,648,000.00	823,631.00	0.00	36,471,631.00	22,186,700.51	22,040,129.48	4,081,000.00	14,284,930.49	146,571.03
MOOE			25,914,000.00	327,300.00	26,241,300.00	25,914,000.00	0.00	0.00	327,300.00	26,241,300.00	13,738,322.93	0.00	11,344,167.04	1,158,810.03
CO			75,100,000.00	0.00	75,100,000.00	75,000,000.00	0.00	0.00	75,000,000.00	4,897,820.91	3,723,660.14	100,000.00	70,102,179.09	1,174,160.77

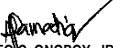
Prepared by:

In Coordination with:

41,981,654.38 Approved by:


MARIGEN F. FRONDA
Administrative Officer IV/Budget Officer II


MELONIE M. FAJARILLO
Accountant II


for: 
ROMEO C. ONGPO, JR.
Director III

STATEMENT OF APPROPRIATIONS, ALLOTMENTS, OBLIGATIONS, DISBURSEMENTS AND BALANCES
As of July 31, 2023

Department: Department of Science and Technology
Agency: PHILIPPINE SCIENCE HIGH SCHOOL - MIMAROPA Region Campus

Particulars	UACS CODE	Appropriations			Allotments					Obligations	Disbursements	Balances			
		Authorized Appropriation	Adjustments (Transfer To) From, Realignment)	Adjusted Appropriations	Allotments Received	Adjustments (Withdrawal, Realignments)	Transfer To	Transfer From	Adjusted Total Allotments			Unreleased Appropriation	Unobligated Allotment	Unpaid Obligations	
I. CONTINUING YEAR BUDGET/APPROPRIATIONS															
A. AGENCY SPECIFIC BUDGET		1,662,883.24	0.00	1,662,883.24	1,662,883.24	0.00	0.00	0.00	1,662,883.24	1,565,131.40	972,543.40	0.00	97,751.84	592,588.00	
General Administration and Support		7,152.00	0.00	7,152.00	7,152.00	0.00	0.00	0.00	7,152.00	7,152.00	7,152.00	0.00	0.00	0.00	
General Management and Supervision		7,152.00	0.00	7,152.00	7,152.00	0.00	0.00	0.00	7,152.00	7,152.00	7,152.00	0.00	0.00	0.00	
Maintenance & Other Operating Expenses	50200000 00	7,152.00		7,152.00	7,152.00				7,152.00	7,152.00	7,152.00	0.00	0.00	0.00	
OPERATIONS															
OO : Increased Competitiveness of Filipinos in Science and Engineering															
I. STEM Secondary Education on Scholarship Basis Program		1,019,965.62	0.00	1,019,965.62	1,019,965.62	0.00	0.00	0.00	1,019,965.62	1,019,965.62	945,891.40	0.00	0.00	74,074.22	
a. Operation of School Campuses		1,019,965.62	-	1,019,965.62	1,019,965.62	-	-	-	1,019,965.62	1,019,965.62	945,891.40	0.00	0.00	74,074.22	
Personnel Services	50100000 00			0.00					0.00		0.00		0.00	0.00	
Maintenance & Other Operating Expenses	50200000 00	1,019,965.62		1,019,965.62	1,019,965.62				1,019,965.62	1,019,965.62	945,891.40		0.00	74,074.22	
Capital Outlays	50600000 00			0.00					0.00		0.00	0.00	0.00	0.00	
II. STEM Promotion Program		117,251.84	0.00	117,251.84	117,251.84	-	-	0.00	117,251.84	19,500.00	19,500.00	-	97,751.84	-	
a. National Competitive Examination		117,251.84	0.00	117,251.84	117,251.84	-	-	0.00	117,251.84	19,500.00	19,500.00	-	97,751.84	-	
Personnel Services	50100000 00			0.00					0.00	-	0.00		0.00	-	
Maintenance & Other Operating Expenses	50200000 00	117,251.84		117,251.84	117,251.84				117,251.84	19,500.00	19,500.00		97,751.84	0.00	
B. Locally-Funded Projects		518,513.78	0.00	518,513.78	518,513.78	-	-	-	518,513.78	518,513.78	0.00	-	0.00	518,513.78	
Capital Outlays	50600000 00	518,513.78		518,513.78	518,513.78				518,513.78	518,513.78			0.00	518,513.78	
C. AUTOMATIC APPROPRIATIONS		0.00	0.00	0.00	0.00	-	-	-	0.00	0.00	0.00	-	0.00	-	
Retirement and Life Insurance Premium															
Personnel Services				0.00					0.00		0.00		0.00	0.00	
TOTAL CURRENT YEAR BUDGET/APPROPRIATIONS		1,662,883.24	0.00	1,662,883.24	1,662,883.24	-	-	0.00	1,662,883.24	1,565,131.40	972,543.40	0.00	97,751.84	592,588.00	
PS		0.00	0.00	0.00	0.00	0.00	0.00	0.00	0.00	0.00	0.00	0.00	0.00	0.00	
MOOE		1,027,117.62	0.00	1,027,117.62	1,027,117.62	0.00	0.00	0.00	1,027,117.62	1,046,617.62	972,543.40	0.00	97,751.84	74,074.22	
FinEX		518,513.78	0.00	518,513.78	518,513.78	0.00	0.00	0.00	518,513.78	518,513.78	0.00	0.00	0.00	518,513.78	


Prepared by:


MARIGEN F. FRONDA
Administrative Officer IV/Budget Officer II

In Coordination with:


MELONIE M. FAJARILLO
Accountant II

Approved by:

for: 
ROMEO C. ONGPOY, JR.
Director III