

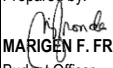


**STATEMENT OF ALLOTMENT, OBLIGATIONS AND BALANCES**

As of January 31, 2019

Department : DEPARTMENT OF SCIENCE AND TECHNOLOGY  
 Agency : PHILIPPINE SCIENCE HIGH SCHOOL  
 Fund : 101  
 Operating Unit : MIMAROPA REGION CAMPUS  
 Organization Code : 19-016-09-00015

P/A/P ALLOTMENT CLASS / OBJECT OF EXPENDITURE	OBJECT CLASS (UACS)	AUTHORIZED APPROPRIATIONS	ALLOTMENT RECEIVED	OBLIGATORY AUTHORITY	RE- ALIGNMENT	ADJUSTED ALLOTMENT RECEIVED	OBLIGATIONS INCURRED		Unobligated Balance Allotment	% of Utilization
							This Report	To Date		
<b>CURRENT APPROPRIATION</b>										
<b>A. PROGRAMS</b>										
<b>I. General Administration and Support</b>										
<b>b. Administration of Personnel Benefits</b>		<b>9,885,000.00</b>	-	-	-	-	-	-	-	#DIV/0!
<b>Personnel Services</b>		<b>9,885,000.00</b>	-	-	-	-	-	-	-	#DIV/0!
Salaries and Wages - Regular	50101010 01	9,885,000.00								#DIV/0!
<b>B. Operations</b>		<b>58,047,000.00</b>	-	<b>9,849,250.00</b>	-	-	<b>3,358,669.34</b>	<b>3,358,669.34</b>	<b>- 3,358,669.34</b>	#DIV/0!
<b>I. a.15 Operation of PSHS - MIMAROPA Region Campus</b>		<b>58,047,000.00</b>	-	<b>9,849,250.00</b>	-	-	<b>3,358,669.34</b>	<b>3,358,669.34</b>	<b>- 3,358,669.34</b>	#DIV/0!
<b>Personnel Services</b>		<b>12,694,000.00</b>	-	<b>3,173,500.00</b>	-	-	<b>770,166.51</b>	<b>770,166.51</b>	<b>- 770,166.51</b>	#DIV/0!
Salaries and Wages - Regular	50101010 01	8,062,000.00		2,015,500.00	-	-	722,062.82	722,062.82	- 722,062.82	36%
PERA	50102010 01	528,000.00		132,000.00	-	-	48,000.00	48,000.00	- 48,000.00	36%
Transportation Allowance	50102030 01	102,000.00		25,500.00	-	-	-	-	-	0%
Representation Allowance	50102030 02	102,000.00		25,500.00	-	-	-	-	-	0%
Clothing/Uniform Allowance	50102040 01	132,000.00		33,000.00	-	-	-	-	-	0%
Subsistence Allowance - MC for S & T	50102050 02	871,000.00		217,750.00	-	-	-	-	-	0%
Laundry Allowance - MC for S & T	50102060 03	132,000.00		33,000.00	-	-	-	-	-	0%
Hazard Pay - MC for S & T	50102110 04	1,019,000.00		254,750.00	-	-	-	-	-	0%
Longevity Pay - MC for S & T	50102120 03	33,000.00		8,250.00	-	-	-	-	-	0%
Productivity Enhancement Incentive	50102990 12	110,000.00		27,500.00	-	-	-	-	-	0%
Mid-Year Bonus	50102990 36	672,000.00		168,000.00	-	-	-	-	-	0%
Year-End Bonus	50102140 01	672,000.00		168,000.00	-	-	-	-	-	0%
Cash Gift	50102150 01	110,000.00		27,500.00	-	-	-	-	-	0%
Pag-ibig Contributions	50103020 01	26,000.00		6,500.00	-	-	-	-	-	0%
Philhealth Contributions	50103030 01	97,000.00		24,250.00	-	-	103.69	103.69	- 103.69	0%
Employees Compensation Insurance Pr	50103040 01	26,000.00		6,500.00	-	-	-	-	-	0%
				-						
<b>MAINTENANCE &amp; OTHER OPERATING EXPENSES</b>		<b>26,703,000.00</b>	-	<b>6,675,750.00</b>	-	-	<b>2,588,502.83</b>	<b>2,588,502.83</b>	<b>- 2,588,502.83</b>	#DIV/0!
<b>Traveling Expenses</b>		<b>1,020,000.00</b>	-	<b>255,000.00</b>	-	-	-	-	-	#DIV/0!
Travelling Expenses - Local	50201010 00	920,000.00		230,000.00	-	-	-	-	-	0%
Travelling Expenses - Foreign	50201020 00	100,000.00		25,000.00	-	-	-	-	-	0%
<b>Training and Scholarship Expenses</b>		<b>7,722,000.00</b>	-	<b>1,930,500.00</b>	-	-	<b>702,347.80</b>	<b>702,347.80</b>	<b>- 702,347.80</b>	#DIV/0!
Training Expenses	50202010 00	400,000.00		100,000.00	-	-	-	-	-	0%
Scholarship Expenses	50202020 00	7,322,000.00		1,830,500.00	-	-	702,347.80	702,347.80	- 702,347.80	38%
<b>Supplies &amp; Materials Expenses</b>		<b>9,583,000.00</b>	-	<b>2,395,750.00</b>	-	-	-	-	-	#DIV/0!
Office Supplies Expenses	50203010 00	880,000.00		220,000.00	-	-	-	-	-	0%
Accountable Forms Expenses	50203020 00	24,000.00		6,000.00	-	-	-	-	-	0%
Drug and Medicines Expenses	50203070 00	40,000.00		10,000.00	-	-	-	-	-	0%
Medical , Dental and Laboratory Supplies	50203080 00	73,000.00		18,250.00	-	-	-	-	-	0%
Textbooks and Instructional Materials	50203110 01	6,229,000.00		1,557,250.00	-	-	-	-	-	0%
Fuel, Oil and Lubricants Expenses	50203090 00	150,000.00		37,500.00	-	-	-	-	-	0%
ICT Office Supplies	50203010 01	100,000.00		25,000.00	-	-	-	-	-	0%
Other Supplies and Materials Expenses	50203990 00	2,087,000.00		521,750.00	-	-	-	-	-	0%
<b>Utility Supplies</b>		<b>1,920,000.00</b>	-	<b>480,000.00</b>	-	-	<b>3,351.90</b>	<b>3,351.90</b>	<b>- 3,351.90</b>	#DIV/0!
Water Expenses	50204010 00	420,000.00		105,000.00	-	-	3,351.90	3,351.90	- 3,351.90	3%
Electricity Expenses	50204020 00	1,500,000.00		375,000.00	-	-	-	-	-	0%
<b>Communication Expenses</b>		<b>650,000.00</b>	-	<b>162,500.00</b>	-	-	<b>800.00</b>	<b>800.00</b>	<b>- 800.00</b>	#DIV/0!
Postage and Courier Services	50205010 00	50,000.00		12,500.00	-	-	-	-	-	0%
Telephone Expenses - Mobile	50205020 01	60,000.00		15,000.00	-	-	800.00	800.00	- 800.00	5%
Telephone Expenses - Landline	50205020 02	250,000.00		62,500.00	-	-	-	-	-	0%
Internet Subscription Expenses	50205030 00	240,000.00		60,000.00	-	-	-	-	-	0%
Cable, Satellite, Telegraph and Radio Ex	50205040 00	50,000.00		12,500.00	-	-	-	-	-	0%
<b>Survey Expenses</b>		<b>30,000.00</b>	-	<b>7,500.00</b>	-	-	-	-	-	0%
<b>Extraordinary &amp; Miscellaneous Expenses</b>		<b>98,000.00</b>	-	<b>24,500.00</b>	-	-	-	-	-	0%
<b>Professional Services</b>		<b>655,000.00</b>	-	<b>163,750.00</b>	-	-	<b>90,755.34</b>	<b>90,755.34</b>	<b>- 90,755.34</b>	#DIV/0!
Legal Services	50211010 00	5,000.00		1,250.00	-	-	-	-	-	0%
Auditing Services	50211020 00	10,000.00		2,500.00	-	-	-	-	-	0%
Consultancy Services	50211030 00	25,000.00		6,250.00	-	-	-	-	-	0%
ICT Consultancy Services	50211030 01	20,000.00		5,000.00	-	-	-	-	-	0%
Other Professional Services	50211990 00	595,000.00		148,750.00	-	-	90,755.34	90,755.34	- 90,755.34	61%
<b>General Services</b>		<b>2,270,000.00</b>	-	<b>567,500.00</b>	-	-	<b>77,007.79</b>	<b>77,007.79</b>	<b>- 77,007.79</b>	#DIV/0!
Janitorial Services	50212020 00	200,000.00		50,000.00	-	-	14,874.06	14,874.06	- 14,874.06	30%
Security Services	50212030 00	600,000.00		150,000.00	-	-	-	-	-	0%
General ICT Services	50212990 01	50,000.00		12,500.00	-	-	-	-	-	0%
Other General Services	50212990 99	1,420,000.00		355,000.00	-	-	62,133.73	62,133.73	- 62,133.73	18%

PIA/P ALLOTMENT CLASS / OBJECT OF EXPENDITURE	OBJECT CLASS (UACS)	AUTHORIZED APPROPRIATIONS	ALLOTMENT RECEIVED	OBLIGATORY AUTHORITY	RE- ALIGNMENT	ADJUSTED ALLOTMENT RECEIVED	OBLIGATIONS INCURRED		Unobligated Balance Allotment	% of Utilization	
							This Report	To Date			
<b>Repairs and Maintenance</b>	<b>50213000 00</b>	<b>195,000.00</b>	-	<b>48,750.00</b>	-	-	-	-	-	#DIV/0!	
RM - School Buildings	50213040 02	75,000.00		18,750.00	-	-	-	-	-	0%	
RM - ICT Equipment	50213050 03	20,000.00		5,000.00	-	-	-	-	-	0%	
RM - Other Machinery & Equipment	50213050 99	50,000.00		12,500.00	-	-	-	-	-	0%	
RM - Office Equipment	50213050 02	15,000.00		3,750.00	-	-	-	-	-	0%	
RM - Furniture and Fixtures	50213070 00	10,000.00		2,500.00	-	-	-	-	-	0%	
RM - Motor Vehicles	50213060 01	25,000.00		6,250.00	-	-	-	-	-	0%	
<b>Taxes, Insurance Premiums and Other</b>	<b>50215000 00</b>	<b>245,000.00</b>	-	<b>61,250.00</b>	-	-	-	-	-	#DIV/0!	
Fidelity Bond Premiums	50215020 00	75,000.00		18,750.00	-	-	-	-	-	0%	
Insurance Expenses	50215030 00	130,000.00		32,500.00	-	-	-	-	-	0%	
Taxes, Duties and Licenses	50215010 01	40,000.00		10,000.00	-	-	-	-	-	0%	
<b>Advertising Expenses</b>	<b>50299010 00</b>	<b>80,000.00</b>	-	<b>20,000.00</b>	-	-	-	-	-	0%	
<b>Printing &amp; Publication Expenses</b>	<b>50299020 00</b>	<b>100,000.00</b>	-	<b>25,000.00</b>	-	-	-	-	-	0%	
<b>Representation Expenses</b>	<b>50299030 00</b>	<b>100,000.00</b>	-	<b>25,000.00</b>	-	-	-	-	-	0%	
<b>Transportation &amp; Delivery Expenses</b>	<b>50299040 00</b>	<b>75,000.00</b>	-	<b>18,750.00</b>	-	-	-	-	-	0%	
<b>Rent/Lease Expenses</b>	<b>50299050 00</b>	<b>1,800,000.00</b>	-	<b>450,000.00</b>	-	-	<b>1,714,240.00</b>	<b>1,714,240.00</b>	-	<b>1,714,240.00</b>	#DIV/0!
Rent - Motor Vehicles	50299050 03	100,000.00		25,000.00	-	-	550,000.00	550,000.00	-	550,000.00	2200%
Rent - Building and Structures	50299050 01	1,700,000.00		425,000.00	-	-	1,164,240.00	1,164,240.00	-	1,164,240.00	274%
<b>Membership, Dues and Contributions</b>	<b>50299060 00</b>	<b>10,000.00</b>	-	<b>2,500.00</b>	-	-	-	-	-	-	0%
<b>Subscription Expenses</b>	<b>50299070 00</b>	<b>100,000.00</b>	-	<b>25,000.00</b>	-	-	-	-	-	-	0%
<b>Other MOOE</b>	<b>50299990 02</b>	<b>50,000.00</b>	-	<b>12,500.00</b>	-	-	-	-	-	-	0%
<b>CAPITAL OUTLAY</b>		<b>18,650,000.00</b>	-	-	-	-	-	-	-	-	#DIV/0!
Office Equipment	50604050 02	1,650,000.00		-	-	-	-	-	-	-	#DIV/0!
ICT Equipment	50604050 03	2,000,000.00		-	-	-	-	-	-	-	#DIV/0!
Technical and Scientific Equipment	50604050 14	8,000,000.00		-	-	-	-	-	-	-	#DIV/0!
Other Machinery and Equipment	50604050 99	1,000,000.00		-	-	-	-	-	-	-	#DIV/0!
Furnitures and Fixtures	50604070 01	5,000,000.00		-	-	-	-	-	-	-	#DIV/0!
Computer Software	50606020 00	1,000,000.00		-	-	-	-	-	-	-	#DIV/0!
<b>B. LOCALLY FUNDED PROJECTS</b>		<b>48,000,000.00</b>	-	-	-	-	-	-	-	-	#DIV/0!
<b>PSHS MIMAROPA REGION CAMPUS</b>		<b>45,000,000.00</b>	-	-	-	-	-	-	-	-	#DIV/0!
Site Development	50604020 99	15,000,000.00		-	-	-	-	-	-	-	#DIV/0!
Completion of Electrical System	50604030 05	5,000,000.00		-	-	-	-	-	-	-	#DIV/0!
Completion of Water System	50604030 04	10,000,000.00		-	-	-	-	-	-	-	#DIV/0!
Completion of Canteen and Student Acti	50604040 02	15,000,000.00		-	-	-	-	-	-	-	#DIV/0!
<b>INFRA-MITHI</b>		<b>3,000,000.00</b>	-	-	-	-	-	-	-	-	#DIV/0!
Implementation of K-12 Program	50604050 03	3,000,000.00		-	-	-	-	-	-	-	#DIV/0!
<b>AUTOMATIC APPROPRIATION</b>		<b>967,000.00</b>	-	-	-	-	<b>846.54</b>	<b>846.54</b>	-	<b>846.54</b>	#DIV/0!
Retirement and Life Insurance Premium	50103010 00	967,000.00		-	-	-	846.54	846.54	-	846.54	#DIV/0!
<b>Totals, PSHS MIMAROPA Region Campus</b>		<b>116,899,000.00</b>	-	<b>9,849,250.00</b>	-	-	<b>3,359,515.88</b>	<b>3,359,515.88</b>	-	<b>3,359,515.88</b>	#DIV/0!
<b>CONTINUING APPROPRIATION</b>		<b>3,279,762.86</b>	-	<b>3,279,762.86</b>	-	-	<b>103,640.59</b>	<b>103,640.59</b>	-	<b>103,640.59</b>	#DIV/0!
<b>MAINTENANCE AND OTHER OPERATING EXPENSES</b>		<b>265,845.16</b>	-	<b>265,845.16</b>	-	-	<b>103,640.59</b>	<b>103,640.59</b>	-	<b>103,640.59</b>	#DIV/0!
Travelling Expenses - Local	50201010 00	19,819.85		19,819.85	-	-	55,490.50	55,490.50	-	55,490.50	#DIV/0!
Travelling Expenses - Foreign	50201020 00	14,891.79		14,891.79	-	-	-	-	-	-	#DIV/0!
Scholarship Expenses	50202020 00	3,685.86		3,685.86	-	-	-	-	-	-	#DIV/0!
Water Expenses	50204010 00	14,825.06		14,825.06	-	-	-	-	-	-	#DIV/0!
Electricity Expenses	50204020 00	95,934.38		95,934.38	-	-	8,565.09	8,565.09	-	8,565.09	#DIV/0!
Auditing Services	50211020 00	22.02		22.02	-	-	-	-	-	-	#DIV/0!
Security Services	50212030 00	4,269.70		4,269.70	-	-	-	-	-	-	#DIV/0!
Fidelity Bond Premiums	50215020 00	1.25		1.25	-	-	-	-	-	-	#DIV/0!
<b>Representation Expenses</b>	<b>50299030 00</b>	<b>11,143.00</b>	-	<b>11,143.00</b>	-	-	<b>1,885.00</b>	<b>1,885.00</b>	-	<b>1,885.00</b>	#DIV/0!
<b>Transportation &amp; Delivery Expenses</b>	<b>50299040 00</b>	<b>74,500.00</b>	-	<b>74,500.00</b>	-	-	<b>37,700.00</b>	<b>37,700.00</b>	-	<b>37,700.00</b>	#DIV/0!
Rent - Motor Vehicles	50299050 03	26,752.25		26,752.25	-	-	-	-	-	-	#DIV/0!
<b>CAPITAL OUTLAY</b>		<b>3,008,049.16</b>	-	<b>3,008,049.16</b>	-	-	-	-	-	-	#DIV/0!
Furnitures and Fixtures	50604070 01	477,752.00		477,752.00	-	-	-	-	-	-	#DIV/0!
Technical and Scientific Equipment	50604050 14	2,530,297.16		2,530,297.16	-	-	-	-	-	-	#DIV/0!
<b>CAPITAL OUTLAYS</b>		<b>5,868.54</b>	-	<b>5,868.54</b>	-	-	-	-	-	-	#DIV/0!
Construction of Laboratory Building I	50604040 02	5,774.53		5,774.53	-	-	-	-	-	-	#DIV/0!
Construction of Elevated Water Tank w/ M	50604030 04	94.01		94.01	-	-	-	-	-	-	#DIV/0!
<b>GRAND TOTALS</b>		<b>120,178,762.86</b>	-	<b>13,129,012.86</b>	-	-	<b>3,463,156.47</b>	<b>3,463,156.47</b>	-	<b>3,463,156.47</b>	#DIV/0!

PIA/P ALLOTMENT CLASS / OBJECT OF EXPENDITURE	OBJECT CLASS (UACS)	AUTHORIZED APPROPRIATIONS	ALLOTMENT RECEIVED	OBLIGATORY AUTHORITY	RE- ALIGNMENT	ADJUSTED ALLOTMENT RECEIVED	OBLIGATIONS INCURRED		Unobligated Balance Allotment	% of Utilization
							This Report	To Date		
<b>Recapitulation:</b>										
<b>CURRENT APPROPRIATIONS</b>										
<b>PS</b>										
Personnel Services		12,694,000.00	-	3,173,500.00	-	-	770,166.51	770,166.51	- 770,166.51	#DIV/0!
Personnel Services - Administration of Personnel Benefits		9,885,000.00	-	-	-	-	-	-	-	#DIV/0!
Automatic Appropriation		967,000.00	-	-	-	-	846.54	846.54	- 846.54	#DIV/0!
<b>TOTAL PS</b>		<b>23,546,000.00</b>	<b>-</b>	<b>3,173,500.00</b>	<b>-</b>	<b>-</b>	<b>771,013.05</b>	<b>771,013.05</b>	<b>- 771,013.05</b>	<b>#DIV/0!</b>
<b>MOOE</b>										
Policy Formulation, Program Planning and Standards Dev't		-	-	-	-	-	-	-	-	#DIV/0!
Conduct of NCE		-	-	-	-	-	-	-	-	#DIV/0!
Current - MOOE		26,703,000.00	-	6,675,750.00	-	-	2,588,502.83	2,588,502.83	- 2,588,502.83	#DIV/0!
<b>TOTAL MOOE</b>		<b>26,703,000.00</b>	<b>-</b>	<b>6,675,750.00</b>	<b>-</b>	<b>-</b>	<b>2,588,502.83</b>	<b>2,588,502.83</b>	<b>- 2,588,502.83</b>	<b>#DIV/0!</b>
<b>CO</b>										
CO- Equipment Outlay		18,650,000.00	-	-	-	-	-	-	-	#DIV/0!
CO- ICT (MITHI)		3,000,000.00	-	-	-	-	-	-	-	#DIV/0!
CO- Building and Structures		45,000,000.00	-	-	-	-	-	-	-	#DIV/0!
<b>TOTAL CO</b>		<b>66,650,000.00</b>	<b>-</b>	<b>-</b>	<b>-</b>	<b>-</b>	<b>-</b>	<b>-</b>	<b>-</b>	<b>#DIV/0!</b>
<b>Totals, CURRENT APPROPRIATIONS</b>		<b>116,899,000.00</b>	<b>-</b>	<b>9,849,250.00</b>	<b>-</b>	<b>-</b>	<b>3,359,515.88</b>	<b>3,359,515.88</b>	<b>- 3,359,515.88</b>	<b>#DIV/0!</b>
<b>CONTINUING APPROPRIATIONS</b>										
<b>MOOE</b>										
Conduct of NCE		-	-	-	-	-	-	-	-	#DIV/0!
Policy Formulation, Program Planning and Standards Dev't		-	-	-	-	-	-	-	-	#DIV/0!
MOOE		265,845.16	-	265,845.16	-	-	103,640.59	103,640.59	- 103,640.59	#DIV/0!
<b>TOTAL MOOE</b>		<b>265,845.16</b>	<b>-</b>	<b>265,845.16</b>	<b>-</b>	<b>-</b>	<b>103,640.59</b>	<b>103,640.59</b>	<b>- 103,640.59</b>	<b>#DIV/0!</b>
<b>CO</b>										
CO- Equipment Outlay		3,008,049.16	-	3,008,049.16	-	-	-	-	-	#DIV/0!
CO- Building and Structures		5,868.54	-	477,752.00	-	-	-	-	-	#DIV/0!
<b>TOTAL CO</b>		<b>3,013,917.70</b>	<b>-</b>	<b>3,485,801.16</b>	<b>-</b>	<b>-</b>	<b>-</b>	<b>-</b>	<b>-</b>	<b>#DIV/0!</b>
<b>Totals, CONTINUING APPROPRIATIONS</b>		<b>3,279,762.86</b>	<b>-</b>	<b>3,751,646.32</b>	<b>-</b>	<b>-</b>	<b>103,640.59</b>	<b>103,640.59</b>	<b>- 103,640.59</b>	<b>#DIV/0!</b>
<b>Sub-total, Other Releases</b>		<b>3,279,762.86</b>	<b>-</b>	<b>3,751,646.32</b>	<b>-</b>	<b>-</b>	<b>103,640.59</b>	<b>103,640.59</b>	<b>- 103,640.59</b>	<b>#DIV/0!</b>
<b>GRAND TOTALS</b>		<b>120,178,762.86</b>	<b>-</b>	<b>13,600,896.32</b>	<b>-</b>	<b>-</b>	<b>3,463,156.47</b>	<b>3,463,156.47</b>	<b>- 3,463,156.47</b>	<b>#DIV/0!</b>
Prepared by:  MARIGEN F. FRONDA Budget Officer	Certified Correct:  MERIAM F. FALLAR Administrative Officer V				Approved by:  EDWARD C. ALBARACIN Director III					





