


STATEMENT OF APPROPRIATIONS, ALLOTMENTS, OBLIGATIONS, DISBURSEMENTS AND BALANCES
As of the Quarter Ending December 31, 2016


Department: Department of Science and Technology (DOST)
Agency: Philippine Science High School
Operating Unit: MIMAROPA Region Campus
Organization Code (UACS): 190160900015
Fund Cluster: 01 - Regular Agency Fund


Authorization: 01 - Current Year Appropriations

Table with columns: Particulars, UACS CODE, Authorized Appropriation, Appropiation (Adjustments, Adjusted Appropriations, Allotments Received, Adjustments (Withdrawal, Reassignment), Transfer To, Transfer From, Adjusted Total Allotments), Current Year Obligations (1st-4th Quarter, Total), Current Year Disbursements (1st-4th Quarter, Total), Unreleased Appropriations, Unobligated Allotment, Unpaid Obligations (Due and Demandable, Not Yet Due and Demandable).

Particulars	UACS CODE	Appropriation						Allotments						Current Year Disbursements						Balances		
		Authorized Appropriation	Adjustments (Transfer To)/From, Realignment	Adjusted Appropriations	Allotments Received	Adjustments (Withdrawal, Realignment)	Transfer To	Transfer From	Adjusted Total Allotments	1st Quarter		2nd Quarter		3rd Quarter		4th Quarter		Total	Unreleased Appropriations	Unobligated Allotment	Unpaid Obligations (15-20) = (23-24)	
										1st Quarter Ending March 31	2nd Quarter Ending June 30	3rd Quarter Ending Sept. 30	4th Quarter Ending Dec. 31	1st Quarter Ending March 31	2nd Quarter Ending June 30	3rd Quarter Ending Sept. 30	4th Quarter Ending Dec. 31				Due and Demandable	Not Yet Due and Demandable
	1		4	542+0	6	7	8	9	10(8+7)+0	11	12	13	14	15(11+12+13+14)	16	17	18	19	20(16+17+18+19)	21(20+1)	22	24
MCOE																						
Fin Ex																						
CO																						
III. Special Purpose Fund																						
Sub-Total, SP																						
PS																						
MCOE		70,895,000.00	557,547.00	71,452,547.00	70,145,060.00		287,000.00	70,432,060.00	685,042.00	2,853,157.02	2,853,157.02	58,475,746.26	62,993,855.88	51,072.00	1,991,003.82	7,074,191.04	9,106,266.86	1,008,487.00	7,438,104.12	653,837.26	53,294,061.87	
Fin Ex		4,922,000.00	838,547.00	5,759,547.00	4,163,060.00	400,000.00	186,000.00	4,729,060.00	655,205.47	3,593,304.46	3,593,304.46	4,236,509.93	4,236,509.93	51,072.00	655,205.47	3,593,304.46	4,236,509.93	1,030,487.00	480,650.07			
CO		9,030,000.00	(279,000.00)	8,751,000.00	9,030,000.00	(400,000.00)	121,000.00	8,751,000.00	51,072.00	1,213,141.15	3,166,809.83	4,430,013.88	4,430,013.88	51,072.00	1,177,200.15	1,995,345.50	3,113,747.73	4,320,886.02	465,939.25	890,076.00		
Fin Ex		56,952,000.00		56,952,000.00	56,952,000.00			56,952,000.00	613,970.00	994,821.00	52,726,140.97	54,325,431.97	54,325,431.97		148,468.00	1,635,541.00	1,754,009.00	2,626,566.03	188,247.20	52,483,175.97		
CO																						

Certified Correct: 
 Mariglen
 Budget Officer

Certified Correct: 
 F. Farniga
 Chief Accountant


Approved By: 
 Albaracin, Edward
 Agency Head/Department


Date: 25/Jan/2017

Date: 25/Jan/2017

Recommended By: 
 Meriam
 Director, FMS

Date: 26/Jan/2017

Certified Correct: 
 F. Farniga
 Chief Accountant

Approved By: 
 Albaracin, Edward
 Agency Head/Department

Date: 26/Jan/2017

This report was generated using the Unified Reporting System