

STATEMENT OF APPROPRIATIONS, ALLOTMENTS, OBLIGATIONS, DISBURSEMENTS AND BALANCES As at the Quarter Ending March 31, 2024

Department : Department of Science and Technology (DOST)
Agency/Entity : Philippine Science High School
Operating Unit : MIMAROPA Region Campus
Organization Code (UACS) : 19 016 0900015
Fund Cluster : 01 - Regular Agency Fund
(e.g. UACS Fund Cluster: 01-Regular Agency Fund, 02-Foreign Assisted Projects Fund, 03-Special Account-Locally Funded/Domestic Grants Fund, and 04-Special Account-Foreign Assisted/Foreign Grants Fund)

	Current Year Appropriations
	Supplemental Appropriations
X	Continuing Appropriations


Particulars	UACS CODE	Appropriations			Allotments					Current Year Obligations					Current Year Disbursements					Balances				
		Authorized Appropriations	Adjustments (Transfer To/From, Modifications/ Augmentations)	Adjusted Appropriations	Allotments		Adjustments (Reductions, Modifications/ Augmentations)	Transfer To	Transfer From	Adjusted Allotments	1st Quarter Ending March 31	2nd Quarter Ending June 30	3rd Quarter Ending September 30	4th Quarter Ending December 31	Total	1st Quarter Ending March 31	2nd Quarter Ending June 30	3rd Quarter Ending September 30	4th Quarter Ending December 31	Total	Unused Funds		Unpaid Obligations (16-21)=(24+25)	
					SARO	Unobligated															Unreleased Appropriations	Unobligated Allotments	Due and Demandable	Not Yet Due and Demandable
1	2	3	4	5=(3+4)	6	7	8	9	10	11=((6+7+(-)8)-9+10)	12	13	14	15	16=(12+13+14+15)	17	18	19	20	21=(17+18+19+20)	22=(5-11)	23=(11-16)	24	25
Unobligated Allotment		0.00	0.00	0.00	0.00	4,060,892.00	0.00	0.00	0.00	4,060,892.00	116,708.11	0.00	0.00	0.00	116,708.11	116,708.11	0.00	0.00	0.00	116,708.11	0.00	3,944,183.89	0.00	0.00
I. Agency Specific Budget		0.00	0.00	0.00	0.00	4,060,892.00	0.00	0.00	0.00	4,060,892.00	116,708.11	0.00	0.00	0.00	116,708.11	116,708.11	0.00	0.00	0.00	116,708.11	0.00	3,944,183.89	0.00	0.00
General Administration and Support	1000000000000000	0.00	0.00	0.00	0.00	31.18	0.00	0.00	0.00	31.18	0.00	0.00	0.00	0.00	0.00	0.00	0.00	0.00	0.00	0.00	0.00	31.18	0.00	0.00
General Management and Supervision	100000100001000	0.00	0.00	0.00	0.00	31.18	0.00	0.00	0.00	31.18	0.00	0.00	0.00	0.00	0.00	0.00	0.00	0.00	0.00	0.00	0.00	31.18	0.00	0.00
MOOE		0.00	0.00	0.00	0.00	31.18	0.00	0.00	0.00	31.18	0.00	0.00	0.00	0.00	0.00	0.00	0.00	0.00	0.00	0.00	0.00	31.18	0.00	0.00
Sub-Total, General Administration and Support		0.00	0.00	0.00	0.00	31.18	0.00	0.00	0.00	31.18	0.00	0.00	0.00	0.00	0.00	0.00	0.00	0.00	0.00	0.00	0.00	31.18	0.00	0.00
PS		0.00	0.00	0.00	0.00	0.00	0.00	0.00	0.00	0.00	0.00	0.00	0.00	0.00	0.00	0.00	0.00	0.00	0.00	0.00	0.00	0.00	0.00	0.00
MOOE		0.00	0.00	0.00	0.00	31.18	0.00	0.00	0.00	31.18	0.00	0.00	0.00	0.00	0.00	0.00	0.00	0.00	0.00	0.00	0.00	31.18	0.00	0.00
FinEx (if Applicable)		0.00	0.00	0.00	0.00	0.00	0.00	0.00	0.00	0.00	0.00	0.00	0.00	0.00	0.00	0.00	0.00	0.00	0.00	0.00	0.00	0.00	0.00	0.00
CO		0.00	0.00	0.00	0.00	0.00	0.00	0.00	0.00	0.00	0.00	0.00	0.00	0.00	0.00	0.00	0.00	0.00	0.00	0.00	0.00	0.00	0.00	0.00
Operations	3000000000000000	0.00	0.00	0.00	0.00	4,060,860.82	0.00	0.00	0.00	4,060,860.82	116,708.11	0.00	0.00	0.00	116,708.11	116,708.11	0.00	0.00	0.00	116,708.11	0.00	3,944,152.71	0.00	0.00
OO : Increased competitiveness of Filipinos in Science and Engineering		0.00	0.00	0.00	0.00	4,060,860.82	0.00	0.00	0.00	4,060,860.82	116,708.11	0.00	0.00	0.00	116,708.11	116,708.11	0.00	0.00	0.00	116,708.11	0.00	3,944,152.71	0.00	0.00
SCIENCE, TECHNOLOGY, ENGINEERING AND MATHEMATICS (STEM) SECONDARY EDUCATION ON SCHOLARSHIP BASIS PROGRAM		0.00	0.00	0.00	0.00	4,060,860.82	0.00	0.00	0.00	4,060,860.82	116,708.11	0.00	0.00	0.00	116,708.11	116,708.11	0.00	0.00	0.00	116,708.11	0.00	3,944,152.71	0.00	0.00
Operation of school campuses	310100100001000	0.00	0.00	0.00	0.00	30,892.11	0.00	0.00	0.00	30,892.11	1,880.11	0.00	0.00	0.00	1,880.11	1,880.11	0.00	0.00	0.00	1,880.11	0.00	29,012.00	0.00	0.00
MOOE		0.00	0.00	0.00	0.00	1,880.11	0.00	0.00	0.00	1,880.11	1,880.11	0.00	0.00	0.00	1,880.11	1,880.11	0.00	0.00	0.00	1,880.11	0.00	0.00	0.00	0.00
CO		0.00	0.00	0.00	0.00	29,012.00	0.00	0.00	0.00	29,012.00	0.00	0.00	0.00	0.00	0.00	0.00	0.00	0.00	0.00	0.00	0.00	29,012.00	0.00	0.00
Locally-Funded Project(s)		0.00	0.00	0.00	0.00	4,029,968.71	0.00	0.00	0.00	4,029,968.71	114,828.00	0.00	0.00	0.00	114,828.00	114,828.00	0.00	0.00	0.00	114,828.00	0.00	3,915,140.71	0.00	0.00
Construction of Academic Building II	310100200012000	0.00	0.00	0.00	0.00	3,914,579.15	0.00	0.00	0.00	3,914,579.15	0.00	0.00	0.00	0.00	0.00	0.00	0.00	0.00	0.00	0.00	0.00	3,914,579.15	0.00	0.00
CO		0.00	0.00	0.00	0.00	3,914,579.15	0.00	0.00	0.00	3,914,579.15	0.00	0.00	0.00	0.00	0.00	0.00	0.00	0.00	0.00	0.00	0.00	3,914,579.15	0.00	0.00
Site Development	310100200141000	0.00	0.00	0.00	0.00	115,389.56	0.00	0.00	0.00	115,389.56	114,828.00	0.00	0.00	0.00	114,828.00	114,828.00	0.00	0.00	0.00	114,828.00	0.00	561.56	0.00	0.00
CO		0.00	0.00	0.00	0.00	115,389.56	0.00	0.00	0.00	115,389.56	114,828.00	0.00	0.00	0.00	114,828.00	114,828.00	0.00	0.00	0.00	114,828.00	0.00	561.56	0.00	0.00
Sub-Total, Operations		0.00	0.00	0.00	0.00	4,060,860.82	0.00	0.00	0.00	4,060,860.82	116,708.11	0.00	0.00	0.00	116,708.11	116,708.11	0.00	0.00	0.00	116,708.11	0.00	3,944,152.71	0.00	0.00
PS		0.00	0.00	0.00	0.00	0.00	0.00	0.00	0.00	0.00	0.00	0.00	0.00	0.00	0.00	0.00	0.00	0.00	0.00	0.00	0.00	0.00	0.00	0.00
MOOE		0.00	0.00	0.00	0.00	1,880.11	0.00	0.00	0.00	1,880.11	1,880.11	0.00	0.00	0.00	1,880.11	1,880.11	0.00	0.00	0.00	1,880.11	0.00	0.00	0.00	0.00
FinEx (if Applicable)		0.00	0.00	0.00	0.00	0.00	0.00	0.00	0.00	0.00	0.00	0.00	0.00	0.00	0.00	0.00	0.00	0.00	0.00	0.00	0.00	0.00	0.00	0.00
CO		0.00	0.00	0.00	0.00	4,058,980.71	0.00	0.00	0.00	4,058,980.71	114,828.00	0.00	0.00	0.00	114,828.00	114,828.00	0.00	0.00	0.00	114,828.00	0.00	3,944,152.71	0.00	0.00


Department : Department of Science and Technology (DOST)
 Agency/Entity : Philippine Science High School
 Operating Unit : MIMAROPA Region Campus
 Organization Code (UACS) : 19 016 0900015
 Fund Cluster : 01 - Regular Agency Fund


	Current Year Appropriations
	Supplemental Appropriations
X	Continuing Appropriations


(e.g. UACS Fund Cluster: 01-Regular Agency Fund, 02-Foreign Assisted Projects Fund, 03-Special Account-Locally Funded/Domestic Grants Fund, and 04-Special Account-Foreign Assisted/Foreign Grants Fund)

Particulars	UACS CODE	Appropriations			Allotments						Current Year Obligations					Current Year Disbursements					Balances			
		Authorized Appropriations	Adjustments (Transfer To/From, Modifications/ Augmentations)	Adjusted Appropriations	Allotments		Adjustments (Reductions, Modifications/ Augmentations)	Transfer To	Transfer From	Adjusted Allotments	1st Quarter Ending March 31	2nd Quarter Ending June 30	3rd Quarter Ending September 30	4th Quarter Ending December 31	Total	1st Quarter Ending March 31	2nd Quarter Ending June 30	3rd Quarter Ending September 30	4th Quarter Ending December 31	Total	Unused Funds		Unpaid Obligations (16-21)=(24+25)	
					SARO	Unobligated															11=[(6+7+(-)8)-9+10]	12	13	14
Sub-Total, I. Agency Specific Budget		0.00	0.00	0.00	0.00	4,060,892.00	0.00	0.00	0.00	4,060,892.00	116,708.11	0.00	0.00	0.00	116,708.11	116,708.11	0.00	0.00	0.00	116,708.11	0.00	3,944,183.89	0.00	0.00
PS		0.00	0.00	0.00	0.00	0.00	0.00	0.00	0.00	0.00	0.00	0.00	0.00	0.00	0.00	0.00	0.00	0.00	0.00	0.00	0.00	0.00	0.00	0.00
MOOE		0.00	0.00	0.00	0.00	1,911.29	0.00	0.00	0.00	1,911.29	1,880.11	0.00	0.00	0.00	1,880.11	1,880.11	0.00	0.00	0.00	1,880.11	0.00	31.18	0.00	0.00
FinEx (if Applicable)		0.00	0.00	0.00	0.00	0.00	0.00	0.00	0.00	0.00	0.00	0.00	0.00	0.00	0.00	0.00	0.00	0.00	0.00	0.00	0.00	0.00	0.00	0.00
CO		0.00	0.00	0.00	0.00	4,058,980.71	0.00	0.00	0.00	4,058,980.71	114,828.00	0.00	0.00	0.00	114,828.00	114,828.00	0.00	0.00	0.00	114,828.00	0.00	3,944,152.71	0.00	0.00
GRAND TOTAL		0.00	0.00	0.00	0.00	4,060,892.00	0.00	0.00	0.00	4,060,892.00	116,708.11	0.00	0.00	0.00	116,708.11	116,708.11	0.00	0.00	0.00	116,708.11	0.00	3,944,183.89	0.00	0.00
PS		0.00	0.00	0.00	0.00	0.00	0.00	0.00	0.00	0.00	0.00	0.00	0.00	0.00	0.00	0.00	0.00	0.00	0.00	0.00	0.00	0.00	0.00	0.00
MOOE		0.00	0.00	0.00	0.00	1,911.29	0.00	0.00	0.00	1,911.29	1,880.11	0.00	0.00	0.00	1,880.11	1,880.11	0.00	0.00	0.00	1,880.11	0.00	31.18	0.00	0.00
FinEx (if Applicable)		0.00	0.00	0.00	0.00	0.00	0.00	0.00	0.00	0.00	0.00	0.00	0.00	0.00	0.00	0.00	0.00	0.00	0.00	0.00	0.00	0.00	0.00	0.00
CO		0.00	0.00	0.00	0.00	4,058,980.71	0.00	0.00	0.00	4,058,980.71	114,828.00	0.00	0.00	0.00	114,828.00	114,828.00	0.00	0.00	0.00	114,828.00	0.00	3,944,152.71	0.00	0.00
Recapitulation by OO:																								
Unobligated Allotment		0.00	4,060,860.82	4,060,860.82	0.00	4,060,860.82	4,060,860.82	0.00	0.00	8,121,721.64	116,708.11	0.00	0.00	0.00	116,708.11	116,708.11	0.00	0.00	0.00	116,708.11	0.00	8,005,013.53	0.00	0.00
I. Agency Specific Budget		0.00	4,060,860.82	4,060,860.82	0.00	4,060,860.82	4,060,860.82	0.00	0.00	8,121,721.64	116,708.11	0.00	0.00	0.00	116,708.11	116,708.11	0.00	0.00	0.00	116,708.11	0.00	8,005,013.53	0.00	0.00
SCIENCE, TECHNOLOGY, ENGINEERING AND MATHEMATICS (STEM) SECONDARY EDUCATION ON SCHOLARSHIP BASIS PROGRAM		0.00	4,060,860.82	4,060,860.82	0.00	4,060,860.82	4,060,860.82	0.00	0.00	8,121,721.64	116,708.11	0.00	0.00	0.00	116,708.11	116,708.11	0.00	0.00	0.00	116,708.11	0.00	8,005,013.53	0.00	0.00

Certified Correct:

 MARIGEN F. FRONDA
 Budget Officer
 Date: April 19, 2024 10:56 AM

Certified Correct:

 MELONIE M. FAJARILLO
 OIC - Accountant
 Date: April 19, 2024 10:56 AM

Recommending Approval By:

 MERIAM F. FALLAR
 FAD Chief
 Date: April 19, 2024 10:57 AM

Approved By:

 ROMEO C. ONGPOY, JR.
 OIC - Campus Director
 Date: April 26, 2024 11:19 AM