

MONTHLY REPORT OF DISBURSEMENTS
For the month of July 2023

Department: Department of Science and Technology (DOST)
Entity Name: PHILIPPINE SCIENCE HIGH SCHOOL - MIMAROPA REGION CAMPUS
Operating Unit: MIMAROPA Region Campus
Organization Code (UACS): 1901609015
Funding Source Code (as clustered): 01_Regular Agency Fund
(e.g. UACS Fund Cluster: 01- Regular Agency Fund, 02-Foreign Assisted Projects Fund, 03-Special Account-Local Funded/Domestic Grants Fund, etc.)


PARTICULARS	CURRENT YEAR BUDGET					PRIOR YEAR'S BUDGET											TRUST LIABILITIES				GRAND TOTAL					Remarks		
	PS	MOOE	Fin. Exp	CO	TOTAL	PRIOR YEAR'S ACCOUNTS PAYABLE					CURRENT YEAR'S ACCOUNTS PAYABLE						SUB-TOTAL	PS	MOOE	CO	TOTAL	PS	MOOE	Fin. Exp	CO		TOTAL	
						PS	MOOE	Fin. Exp	CO	TOTAL	PS	MOOE	Fin. Exp	CO	Sub-Total	TOTAL												
1	2	3	4	5	6=(2+3+4+5)	7	8	9	10	11=(7+8+9+10)	12	13	14	15	16=(12+13+14+15)	17=(11+16)	18=(6+17)	19	20	21	22=(19+20+21)	23	24	25	26	27=(23+24+25+26)	28	
CASH DISBURSEMENTS																												
Notice of Cash Allocation (NCA)	3,629,501.26	883,439.64		59,692.01	4,572,632.91	-	-	-	5,017,712.45	5,017,712.45	-	137,500.00	-	-	137,500.00	5,155,212.45	9,727,845.36	-	-	-	-	3,629,501.26	1,020,939.64	-	5,077,404.46	9,727,845.36		
MDS Checks Issued	68,190.00	121,822.60		0.00	190,012.60	-	-	-	190,012.60	190,012.60	-	-	-	-	-	190,012.60	68,190.00	121,822.60	-	-	-	68,190.00	121,822.60	-	190,012.60	190,012.60		
Advice to Debit Account	3,561,311.26	761,617.04		59,692.01	4,382,620.31	-	-	-	5,017,712.45	5,017,712.45	-	137,500.00	-	-	137,500.00	5,155,212.45	9,537,832.76	-	-	-	-	3,561,311.26	899,117.04	-	5,077,404.46	9,537,832.76		
Notice of Cash Allocation (NTA)	-	-		-	-	-	-	-	-	-	-	-	-	-	-	-	-	-	-	-	-	-	-	-	-	-		
MDS Checks Issued	-	-		-	-	-	-	-	-	-	-	-	-	-	-	-	-	-	-	-	-	-	-	-	-	-		
Advice to Debit Account	-	-		-	-	-	-	-	-	-	-	-	-	-	-	-	-	-	-	-	-	-	-	-	-	-		
Working Fund For FAPs	-	-		-	-	-	-	-	-	-	-	-	-	-	-	-	-	-	-	-	-	-	-	-	-	-		
Cash Disbursement Ceiling (CDC)	-	-		-	-	-	-	-	-	-	-	-	-	-	-	-	-	-	-	-	-	-	-	-	-	-		
TOTAL CASH DISBURSEMENTS	3,629,501.26	883,439.64		59,692.01	4,572,632.91	-	-	-	5,017,712.45	5,017,712.45	-	137,500.00	-	-	137,500.00	5,155,212.45	9,727,845.36	-	-	-	-	3,629,501.26	1,020,939.64	-	5,077,404.46	9,727,845.36		
NON-CASH DISBURSEMENTS																												
Tax Remittance Advances Issued (TRA)	330,800.00	18,667.39	#	2,100.00	351,567.39	-	-	-	374,456.15	374,456.15	-	9,166.66	-	-	9,166.66	383,622.81	735,190.20	-	-	-	-	330,800.00	27,834.05	-	376,556.15	735,190.20		
Non-Cash Availment Authority (NCAA)	-	-		-	-	-	-	-	-	-	-	-	-	-	-	-	-	-	-	-	-	-	-	-	-	-		
Disbursement effected through outright deduction from claims (please specify...)	-	-		-	-	-	-	-	-	-	-	-	-	-	-	-	-	-	-	-	-	-	-	-	-	-		
Overpayment of expenses (e.g. personnel benefits)	-	-		-	-	-	-	-	-	-	-	-	-	-	-	-	-	-	-	-	-	-	-	-	-	-		
Restitution for loss of government property	-	-		-	-	-	-	-	-	-	-	-	-	-	-	-	-	-	-	-	-	-	-	-	-	-		
Liquidated Damages and similar claims	-	-		-	-	-	-	-	-	-	-	-	-	-	-	-	-	-	-	-	-	-	-	-	-	-		
Others (TEF, BTR Documentary Stamp Tax, etc.)	-	-		-	-	-	-	-	-	-	-	-	-	-	-	-	-	-	-	-	-	-	-	-	-	-		
TOTAL NON-CASH DISBURSEMENTS	330,800.00	18,667.39		2,100.00	351,567.39	-	-	-	374,456.15	374,456.15	-	9,166.66	-	-	9,166.66	383,622.81	735,190.20	-	-	-	-	330,800.00	27,834.05	-	376,556.15	735,190.20		
GRAND TOTAL	3,960,301.26	902,107.03		61,792.01	4,924,200.30	-	-	-	5,392,168.60	5,392,168.60	-	146,666.66	-	-	146,666.66	5,538,835.26	10,463,035.56	-	-	-	-	3,960,301.26	1,048,773.69	-	5,453,960.61	10,463,035.56		


SUMMARY:


	Previous Months	This Month (July)	As of Date
Total Disbursement Authorities Received	57,661,997.23	18,862,090.20	76,524,087.43
NCA	54,440,631.00	18,126,900.00	72,567,531.00
NTA	27,300.00	-	27,300.00
Working Fund	-	-	-
TRA	3,194,066.23	735,190.20	3,929,256.43
CDC	-	-	-
NCAA	-	-	-
Others (CDT, BTR Does Stamp, etc.)	-	-	-
Less: Notice of Transfer Allocations (NTA)* issued	-	-	-
Total Disbursements Authorities Available	57,661,997.23	18,862,090.20	76,524,087.43
Less: Lapsed NCA	39,973.43	-	39,973.43
Disbursements **	57,622,023.80	10,463,035.56	68,085,059.36
Less: Other Non-Cash Disbursements	-	-	-
Disbursements effected through outright deductions from claim	-	-	-
Overpayment of expenses (e.g. personnel benefits)	-	-	-
Restitution of loss of government property	-	-	-
Liquidated Damages and similar claims	-	-	-
Others (TEF, BTR Documentary Stamp Tax, etc.)	-	-	-
Add/Less: Adjustments (e.g. cancelled/staled checks)	-	-	-
Balance of Disbursements Authorities as of to date	-	8,399,054.64	8,399,054.64

	Previous Months	This Month (July)	As of Date
Total Disbursements Program	34,429,000.00	19,007,000.00	53,436,000.00
Less: * Actual Disbursements	57,622,023.80	10,463,035.56	68,085,059.36
(Over)/Under spending	(23,193,023.80)	8,543,964.44	(14,649,059.36)

Notes: The use of NTA is discouraged
* Amounts should tally
** Amounts should tally with the grand total disbursements (column 27)

Certified Correct:

MELONE M. MARILLO
ACCOUNTANT II
8/1/2023

Recommending Approval by:

JAY E. FAMATIGA
FAD CHIEF/AVO V
8/1/2023

Approved By:

ROMBO O. ONGPOYN, JR.
DIRECTOR III
8/1/2023