

MONTHLY REPORT OF DISBURSEMENTS
For the month of March 2023

Department: Department of Science and Technology (DOST)
Entity Name: PHILIPPINE SCIENCE HIGH SCHOOL - MIMAROPA REGION CAMPUS
Operating Unit: MIMAROPA Region Campus
Organization Code (UACS): 1901609015

Funding Source Code (as clustered): 01_Regular Agency Fund
(e.g. UACS Fund Cluster: 01- Regular Agency Fund, 02-Foreign Assisted Projects Fund, 03-Special Account-Local Funded/Domestic Grants Fund, etc.)

PARTICULARS	CURRENT YEAR BUDGET					PRIOR YEAR'S BUDGET											SUB-TOTAL	TRUST LIABILITIES				GRAND TOTAL					Remarks	
	PS	MOOE	Fin. Exp	CO	TOTAL	PRIOR YEARS ACCOUNTS PAYABLE					CURRENT YEAR'S ACCOUNTS PAYABLE							TOTAL	PS	MOOE	CO	TOTAL	PS	MOOE	Fin. Exp	CO		TOTAL
						PS	MOOE	Fin. Exp	CO	TOTAL	PS	MOOE	Fin. Exp	CO	Sub-Total													
1	2	3	4	5	6=(2+ 3+4+5)	7	8	9	10	11=(7+ 8+9+10)	12	13	14	15	16=(12+ 13+14+15)	17=(11+16)	18=(6+17)	19	20	21	22=(19+20+21)	23	24	25	26	27=(23+24+25+26)	28	
CASH DISBURSEMENTS																												
Notice of Cash Allocation (NCA)	4,451,340.51	2,654,009.94		124,565.31	7,229,915.76	-	26,891.20		6,788,925.47	6,815,816.67	-	214,017.68			214,017.68	7,029,834.35	14,259,750.11	-	-		-	4,451,340.51	2,894,918.82	-	6,913,490.78	14,259,750.11		
MDS Checks Issued	100,120.84	410,644.28		7,680.00	518,445.12	-	26,891.20		985,000.00	1,011,891.20	-	137,655.00			137,655.00	1,149,546.20	1,667,991.32	-	-		-	100,120.84	575,190.48	-	992,680.00	1,667,991.32		
Advice to Debit Account	4,351,219.67	2,243,365.66		116,885.31	6,711,470.64	-	-		5,803,925.47	5,803,925.47	-	76,362.68			76,362.68	5,880,288.15	12,591,758.79	-	-		-	4,351,219.67	2,319,728.34	-	5,920,810.78	12,591,758.79		
Notice of Cash Allocation (NTA)						-					-							-	-		-							
MDS Checks Issued						-					-							-	-		-							
Advice to Debit Account						-					-							-	-		-							
Working Fund For FAPs						-					-							-	-		-							
Cash Disbursement Ceiling (CDC)						-					-							-	-		-							
TOTAL CASH DISBURSEMENTS	4,451,340.51	2,654,009.94		124,565.31	7,229,915.76	-	26,891.20		6,788,925.47	6,815,816.67	-	214,017.68			214,017.68	7,029,834.35	14,259,750.11	-	-		-	4,451,340.51	2,894,918.82	-	6,913,490.78	14,259,750.11		
NON-CASH DISBURSEMENTS																												
Tax Remittance Advices Issued (TRA)	221,250.00	26,650.49		4,200.00	252,100.49	-	548.80		512,916.53	513,465.33	-	8,682.32			8,682.32	522,147.65	774,248.14	-	-		-	221,250.00	35,881.61	-	517,116.53	774,248.14		
Non-Cash Availment Authority (NCAA)						-					-							-	-		-							
Disbursement effected through outright deduction from claims (please specify...)						-					-							-	-		-							
Overpayment of expenses (e.g. personnel benefits)						-					-							-	-		-							
Restitution for loss of government property						-					-							-	-		-							
Liquidated Damages and similar claims						-					-							-	-		-							
Others (TEF, BTr Documentary Stamp Tax, etc.)						-					-							-	-		-							
TOTAL NON-CASH DISBURSEMENTS	221,250.00	26,650.49		4,200.00	252,100.49	-	548.80		512,916.53	513,465.33	-	8,682.32			8,682.32	522,147.65	774,248.14	-	-		-	221,250.00	35,881.61	-	517,116.53	774,248.14		
GRAND TOTAL	4,672,590.51	2,680,660.43		128,765.31	7,482,016.25	-	27,440.00		7,301,842.00	7,329,282.00	-	222,700.00			222,700.00	7,551,982.00	15,033,998.25	-	-		-	4,672,590.51	2,930,800.43	-	7,430,607.31	15,033,998.25		


SUMMARY:

	Previous Months	This Month (MARCH)	As of Date
Total Disbursement Authorities Received	18,884,674.05	4,651,248.14	23,535,922.19
NCA	18,441,000.00	3,877,000.00	22,318,000.00
NTA	4,700.00	-	4,700.00
Working Fund			
TRA	438,974.05	774,248.14	1,213,222.19
CDC			
NCAA			
Others (CDF, BTr Does Stamp, etc.)			
Less: Notice of Transfer Allocations (NTA)* issued			
Total Disbursements Authorities Available	18,884,674.05	4,651,248.14	23,535,922.19
Less: Lapsed NCA			
Disbursements **	8,462,496.48	15,033,998.25	23,496,494.73
Less: Other Non-Cash Disbursements			
Disbursements effected through outright deductions from c			
Overpayment of expenses (e.g. personnel benefits)			
Restitution for loss of government property			
Liquidated Damages and similar claims			
Others (TEF, BTr Documentary Stamp Tax, etc.)			
Add/Less: Adjustments (e.g. cancelled/staled checks)			
Balance of Disbursements Authorities as of to date	10,422,177.57	(10,382,750.11)	39,427.46


	Previous Months	This Month (Mar)	As of Date
Total Disbursements Program	18,782,000.00	4,047,000.00	22,829,000.00
Less: * Actual Disbursements	8,462,496.48	15,033,998.25	23,496,494.73
(Over)/Under spending	10,319,503.52	(10,986,998.25)	(667,494.73)

Notes: The use of NTA is discouraged
* Amounts should tally
** Amounts should tally with the grand total disbursements (column 27)


Certified Correct:


MELONIE M. FAJARILLO
 ACCOUNTANT II
 02/02/2023

Recommending Approval by:


MERIAM F. FALLAR
 FAD CHIEF/AD V
 02/02/2023

Approved By:


ROMEO D. ONGPOY, Jr.
 OIC- CAMPUS DIRECTOR
 02/02/2023