


QUARTERLY REPORT OF REVENUE AND OTHER RECEIPTS
 As of the Quarter Ending December 31, 2023

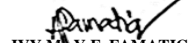
Department: DEPARTMENT OF SCIENCE AND TECHNOLOGY
 Agency/Entity: PHILIPPINE SCIENCE HIGH SCHOOL
 Operating Unit: MIMAROPA REGION CAMPUS
 Organization Code (UACS): 1901609015
 Fund Cluster: 01 - REGULAR AGENCY FUND

CLASSIFICATION / SOURCES OF REVENUE AND OTHER RECEIPTS	UACS Code	REVENUE TARGET (Annual)	ACTUAL REVENUE AND OTHER RECEIPTS/COLLECTIONS					CUMULATIVE REMITTANCE /DEPOSITS TO DATE			VARIANCE		Remarks
			1st Quarter	2nd Quarter	3rd Quarter	4th Quarter	TOTAL	Remittance to BTr	Deposited with AGDB	Total	Amount	%	
1	2	3	4	5	6	7	8=(4+5+6+7)	9	10	11=(9+10)	12=(8-3)	13=(12 / 3)	14
A. General Fund (formerly Fund 101)													
A.1. Revenue Collections		255,000.00	92,035.00	122,835.00	166,968.35	373,259.15	755,097.50	736,783.68	18,313.82	755,097.50	500,097.50	196%	
A.1.1. Cash Revenue		255,000.00	92,035.00	122,835.00	166,968.35	373,259.15	755,097.50	736,783.68	18,313.82	755,097.50	500,097.50	196%	
Tax		-	-	-	-	-	-	-	-	-	-	-	
Income Tax-Individual	4010101001	-	-	-	-	-	-	-	-	-	-	-	
Immigration Tax	4010104000	-	-	-	-	-	-	-	-	-	-	-	
Import Duties		-	-	-	-	-	-	-	-	-	-	-	
Documentary Stamp Tax		-	-	-	-	-	-	-	-	-	-	-	
Non-Tax		255,000.00	92,035.00	122,835.00	166,968.35	373,259.15	755,097.50	736,783.68	18,313.82	755,097.50	500,098	196%	
School Fees		-	3,180.00	5,100.00	3,050.00	3,650	14,980.00	14,980.00	-	14,980.00	-	-	
Income from Dormitories		255,000.00	88,855.00	87,735.00	25,240.00	92,830	294,660.00	294,660.00	-	294,660.00	-	-	
Examination Fees		-	-	-	40,800.00	1,800	42,600.00	42,600.00	-	42,600.00	-	-	
Miscellaneous Income (e.g. liquidated damages, proceeds from sale of unservicel		-	-	30,000.00	97,878.35	274,979.15	402,857.50	384,543.68	18,313.82	402,857.50	402,858	#DIV/0!	
A.1.2. Non Cash Revenue		-	-	-	-	-	-	-	-	-	-	-	
Tax		-	-	-	-	-	-	-	-	-	-	-	
Tax Remittance Advance (TRA) (For BIR and BOC only)		-	-	-	-	-	-	-	-	-	-	-	
Income Tax-Individual	4010101001	-	-	-	-	-	-	-	-	-	-	-	
Custom Duties and Taxes (TEF)		-	-	-	-	-	-	-	-	-	-	-	
BTr Documentary Stamp Tax		-	-	-	-	-	-	-	-	-	-	-	
Non-Tax		-	-	-	-	-	-	-	-	-	-	-	
Collections effected through outright deductions from claims		-	-	-	-	-	-	-	-	-	-	-	
Miscellaneous Income (e.g. liquidated damages)		-	-	-	-	-	-	-	-	-	-	-	
A.2. Non Revenue Collections/Other Receipts		-	24,366.51	67,432.80	40,172.25	89,017.68	220,989.24	220,989.24	-	220,989.24	220,989.24		
A.2.1. Cash Receipts		-	24,366.51	67,432.80	40,172.25	89,017.68	220,989.24	220,989.24	-	220,989.24	220,989.24		
Others		-	24,366.51	67,432.80	40,172.25	89,017.68	220,989.24	220,989.24	-	220,989.24	220,989.24		
Refund of Cash Advance		-	24,366.51	67,432.80	40,172.25	89,017.68	220,989.24	220,989.24	-	220,989.24	220,989.24		
Refund of Overpayments		-	-	-	-	-	-	-	-	-	-	-	
Others (e.g. AWOP)		-	-	-	-	-	-	-	-	-	-	-	
A.2.2. Non-Cash Receipts		-	-	-	-	-	-	-	-	-	-	-	
Collections effected through outright deductions from claims		-	-	-	-	-	-	-	-	-	-	-	
Overpayment of Expenses		-	-	-	-	-	-	-	-	-	-	-	
Disallowances		-	-	-	-	-	-	-	-	-	-	-	
Restitution of loss		-	-	-	-	-	-	-	-	-	-	-	
Others (e.g. AWOP)		-	-	-	-	-	-	-	-	-	-	-	
TOTAL		255,000.00	116,401.51	190,267.80	207,140.60	462,276.83	976,086.74	957,772.92	18,313.82	976,086.74	721,086.74	283%	

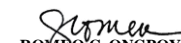
Certified Correct:


 MELONILEM F. JARILLO
 Accountant II
 Date: 1/26/2024

Recommending Approval By:


 IVY M. F. FAMATIGA
 FAD Chief
 Date: 1/26/2024

Approved By:



 ROMBO C. ONGPOY, Jr.
 Director III
 Date: 1/26/2024

QUARTERLY REPORT OF REVENUE AND OTHER RECEIPTS
 As of the Quarter Ending December 31, 2023


Department: DEPARTMENT OF SCIENCE AND TECHNOLOGY
 Agency/Entity: PHILIPPINE SCIENCE HIGH SCHOOL
 Operating Unit: MIMAROPA REGION CAMPUS
 Organization Code (UACS): 1901609015
 Fund Cluster: 07 - TRUST RECEIPTS

CLASSIFICATION / SOURCES OF REVENUE AND OTHER RECEIPTS	UACS Code	REVENUE TARGET (Annual)	ACTUAL REVENUE AND OTHER RECEIPTS/COLLECTIONS					CUMULATIVE REMITTANCE /DEPOSITS TO DATE			VARIANCE		Remarks
			1st Quarter	2nd Quarter	3rd Quarter	4th Quarter	TOTAL	Remittance to BTr	Deposited with AGDB	Total	Amount	%	
1	2	3	4	5	6	7	8=(4+5+6+7)	9	10	11=(9+10)	12=(8-3)	13 = (12 / 3)	14
G. Trust Receipts (Fund Cluster 07)													
G.1. Inter-Agency Transferred Funds (IATF) Deposited		-	-	-	-	-	-	-	-	-	-	-	
Due to NGAs		-	-	-	-	-	-	-	-	-	-	-	
Due to LGUs		-	-	-	-	-	-	-	-	-	-	-	
Due to GOCCs		-	-	-	-	-	-	-	-	-	-	-	
G.2. Other Trust Receipts Deposited with the National T		200,000.00	50,000.00	50,000.00	-	25,000.00	125,000.00	105,000.00	20,000.00	125,000.00	(75,000.00)	-38%	
Retention Fee		-	-	-	-	-	-	-	-	-	-	-	
Performance Bond		-	-	-	-	-	-	-	-	-	-	-	
Bail Bonds		-	-	-	-	-	-	-	-	-	-	-	
Others (Proceeds from sale of bid docs)		200,000.00	50,000.00	50,000.00	-	25,000.00	125,000.00	105,000.00	20,000.00	125,000.00	(75,000.00)	-38%	
G.3. Trust Receipts Deposited with Authorized Governm		-	-	-	-	-	-	-	-	-	-	-	
Proceeds from sale of Bid Documents		-	-	-	-	-	-	-	-	-	-	-	
Donations for Disaster Risk Reduction and Management Program		-	-	-	-	-	-	-	-	-	-	-	
Other Trust Liabilities (Please specify)		-	-	-	-	-	-	-	-	-	-	-	
TOTAL		200,000.00	50,000.00	50,000.00	-	25,000.00	125,000.00	105,000.00	20,000.00	125,000.00	(75,000.00)	-38%	


Certified Correct:


 MELON M. FAJARILLO
 Accountant II
 Date: 1/26/2024

Recommending Approval By:


 IVY M. F. FAMATIGA
 FAD Chief
 Date: 1/26/2024

Approved By:


 ROMEO C. ONGPOY, Jr.
 Director III
 Date: 1/26/2024