

MONTHLY REPORT OF DISBURSEMENTS
For the month of June 2024


Department: Department of Science and Technology (DOST)
Entity Name: PHILIPPINE SCIENCE HIGH SCHOOL - MIMAROPA REGION CAMPUS
Operating Unit: MEMAROPA Region Campus
Organization Code (UACS): 1901609015
Funding Source Code (as clustered): 01_Regular Agency Fund
(e.g. UACS Fund Cluster: 01- Regular Agency Fund, 02-Foreign Assisted Projects Fund, 03-Special Account-Local Funded/Domestic Grants Fund, etc.)


PARTICULARS	CURRENT YEAR BUDGET					PRIOR YEAR'S BUDGET											SUB-TOTAL	TRUST LIABILITIES				GRAND TOTAL					Remarks
	PS	MOOE	Fin. Exp	CO	TOTAL	PRIOR YEAR'S ACCOUNTS PAYABLE				CURRENT YEAR'S ACCOUNTS PAYABLE				TOTAL	PS	MOOE		CO	TOTAL	PS	MOOE	Fin. Exp	CO	TOTAL			
						PS	MOOE	Fin. Exp	CO	PS	MOOE	Fin. Exp	CO												Sub-Total		
1	2	3	4	5	6=(2+3+4+5)	7	8	9	10	11=(7+8+9+10)	12	13	14	15	16=(12+13+14+15)	17=(11+16)	18=(6+17)	19	20	21	22=(19+20+21)	23	24	25	26	27=(23+24+25+26)	28
CASH DISBURSEMENTS																											
Notice of Cash Allocation (NCA)	4,063,934.84	2,461,339.51		536,976.07	7,062,250.42	25,000.00	-		3,002,009.09	3,027,009.09	-	-	-	-	-	3,027,009.09	10,089,259.51	-	-	-	-	4,088,934.84	2,461,339.51	-	3,538,985.16	10,089,259.51	
MDS Checks Issued	94,081.97	226,040.86		3,590.00	323,712.83	-	-	-	-	-	-	-	-	-	-	-	323,712.83	94,081.97				-	226,040.86	-	3,590.00	323,712.83	
Advice to Debit Account	3,969,852.87	2,235,298.65		533,386.07	6,738,537.59	25,000.00	-	-	3,002,009.09	3,027,009.09	-	-	-	-	-	3,027,009.09	9,765,546.68	3,994,852.87				-	2,235,298.65	-	3,535,395.16	9,765,546.68	
Notice of Cash Allocation (NTA)	-	-		-	-	-	-	-	-	-	-	-	-	-	-	-	-	-	-			-	-	-	-	-	
MDS Checks Issued	-	-		-	-	-	-	-	-	-	-	-	-	-	-	-	-	-	-			-	-	-	-	-	
Advice to Debit Account	-	-		-	-	-	-	-	-	-	-	-	-	-	-	-	-	-	-			-	-	-	-	-	
Working Fund For FAPs	-	-		-	-	-	-	-	-	-	-	-	-	-	-	-	-	-	-			-	-	-	-	-	
Cash Disbursement Ceiling (CDC)	-	-		-	-	-	-	-	-	-	-	-	-	-	-	-	-	-	-			-	-	-	-	-	
TOTAL CASH DISBURSEMENTS	4,063,934.84	2,461,339.51		536,976.07	7,062,250.42	25,000.00	-	-	3,002,009.09	3,027,009.09	-	-	-	-	-	3,027,009.09	10,089,259.51	-	-	-	-	4,088,934.84	2,461,339.51	-	3,538,985.16	10,089,259.51	
NON-CASH DISBURSEMENTS																											
Tax Remittance Advices Issued (TRA)	218,500.00	36,181.59		27,994.28	282,675.87	-	-	-	255,160.19	-	-	-	-	-	-	-	282,675.87	-	-			218,500.00	36,181.59	-	283,154.47	537,836.06	
Non-Cash Availment Authority (NCAA)	-	-		-	-	-	-	-	-	-	-	-	-	-	-	-	-	-	-			-	-	-	-	-	
Disbursement effected through outright deduction from claims (please specify...)	-	-		-	-	-	-	-	-	-	-	-	-	-	-	-	-	-	-			-	-	-	-	-	
Overpayment of expenses (e.g. personnel benefits)	-	-		-	-	-	-	-	-	-	-	-	-	-	-	-	-	-	-			-	-	-	-	-	
Restitution for loss of government property	-	-		-	-	-	-	-	-	-	-	-	-	-	-	-	-	-	-			-	-	-	-	-	
Liquidated Damages and similar claims	-	-		-	-	-	-	-	-	-	-	-	-	-	-	-	-	-	-			-	-	-	-	-	
Others (TEF, BTr Documentary Stamp Tax, etc.)	-	-		-	-	-	-	-	-	-	-	-	-	-	-	-	-	-	-			-	-	-	-	-	
TOTAL NON-CASH DISBURSEMENTS	218,500.00	36,181.59		27,994.28	282,675.87	-	-	-	255,160.19	-	-	-	-	-	-	-	282,675.87	-	-	-	-	218,500.00	36,181.59	-	283,154.47	537,836.06	
GRAND TOTAL	4,282,434.84	2,497,521.10		564,970.35	7,344,926.29	25,000.00	-	-	3,257,169.28	3,027,009.09	-	-	-	-	-	3,027,009.09	10,371,935.38	-	-	-	-	4,307,434.84	2,497,521.10	-	3,822,139.63	10,627,095.57	


SUMMARY:

	Previous Months	This Month (June)	As of Date		Previous Months	This Month (June)	As of Date
Total Disbursement Authorities Received	33,386,529.15	10,123,736.06	43,510,265.21		31,458,000.00	10,158,000.00	41,616,000.00
NCA	31,632,017.00	9,579,000.00	41,211,017.00		32,883,119.20	10,627,095.57	43,510,214.77
NTA	89,700.00	6,900.00	96,600.00		(1,425,119.20)	(469,095.57)	(1,894,214.77)
Working Fund							
TRA	1,664,812.15	537,836.06	2,202,648.21				
CDC							
NCAA							
Others (CDT, BTr Docs Stamp, etc.)							
Less: Notice of Transfer Allocations (NTA)* issued							
Total Disbursements Authorities Available	33,386,529.15	10,123,736.06	43,510,265.21				
Less: Lapsed NCA	49.97	-	49.97				
Disbursements **	32,883,119.20	10,627,095.57	43,510,214.77				
Less: Other Non-Cash Disbursements							
Disbursements effected through outright deductions from c	-	-	-				
Overpayment of expenses (e.g. personnel benefits)	-	-	-				
Restitution for loss of government property	-	-	-				
Liquidated Damages and similar claims	-	-	-				
Others (TEF, BTr Documentary Stamp Tax, etc.)	-	-	-				
Add/Less: Adjustments (e.g. cancelled/staled checks)	-	-	-				
Balance of Disbursements Authorities as of to date	503,359.98	(503,359.51)	0.47				

Notes: The use of NTA is discouraged
* Amounts should tally
** Amounts should tally with the grand total disbursements (column 27)

Certified Correct:

MELONIE M. FAJARILLO
ACCOUNTANT II
07/02/2023

Recommending Approval by:

MERIAM F. FALLAR
FAD CHIEF/AO V
07/02/2023

Approved By:

ROMEO L. ONGPOY, JR.
CAMPUS DIRECTOR
07/02/2023